



# VOLVO

## OIL ANALYSIS REPORT

WEAR	<b>NORMAL</b>
CONTAMINATION	<b>NORMAL</b>
FLUID CONDITION	<b>NORMAL</b>



Area  
**[4883 IAA]**  
Machine Id  
**VOLVO L90H 623702**  
Component  
**Transmission (Auto)**  
Fluid  
**VOLVO AT 102 (--- GAL)**

### RECOMMENDATION

Resample at the next service interval to monitor.

Test	UOM	Method	Limit/Abn	Current	History1	History2
Sample Number		Client Info		<b>VCP438150</b>	VCP396602	VCP375108
Sample Date		Client Info		<b>09 Jan 2024</b>	23 Jan 2023	21 Jul 2022
Machine Age	hrs	Client Info		<b>9537</b>	8975	8525
Oil Age	hrs	Client Info		<b>0</b>	0	0
Filter Age	hrs	Client Info		<b>0</b>	0	0
Oil Changed		Client Info		<b>Not Changed</b>	Not Changed	Not Changed
Filter Changed		Client Info		<b>Not Changed</b>	Not Changed	Not Changed
Sample Status				<b>NORMAL</b>	NORMAL	NORMAL

### WEAR

All component wear rates are normal.

Iron	ppm	ASTM D5185m	>160	<b>54</b>	49	73
Chromium	ppm	ASTM D5185m	>5	<b>&lt;1</b>	<1	<1
Nickel	ppm	ASTM D5185m	>5	<b>&lt;1</b>	<1	0
Titanium	ppm	ASTM D5185m		<b>&lt;1</b>	0	0
Silver	ppm	ASTM D5185m	>5	<b>0</b>	0	0
Aluminum	ppm	ASTM D5185m	>50	<b>2</b>	0	2
Lead	ppm	ASTM D5185m	>50	<b>&lt;1</b>	<1	0
Copper	ppm	ASTM D5185m	>225	<b>12</b>	10	13
Tin	ppm	ASTM D5185m	>10	<b>&lt;1</b>	0	0
Vanadium	ppm	ASTM D5185m		<b>0</b>	0	0
White Metal	scalar	*Visual	NONE	<b>NONE</b>	NONE	NONE
Yellow Metal	scalar	*Visual	NONE	<b>NONE</b>	NONE	NONE

### CONTAMINATION

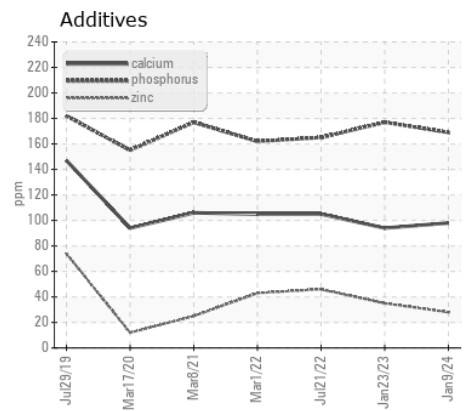
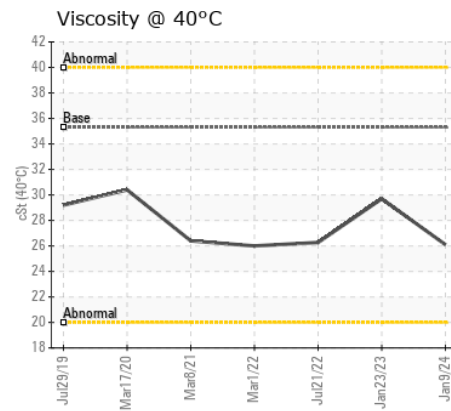
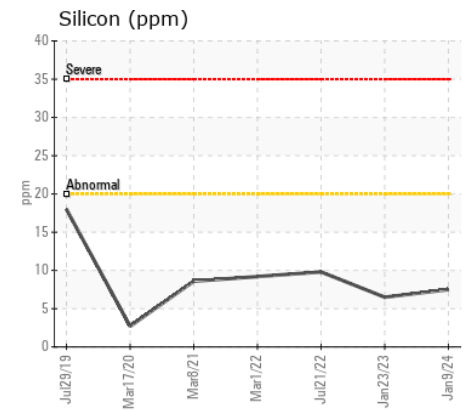
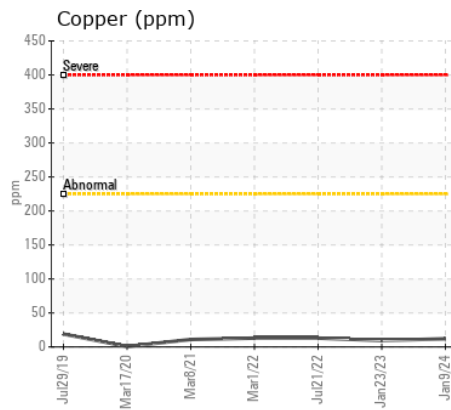
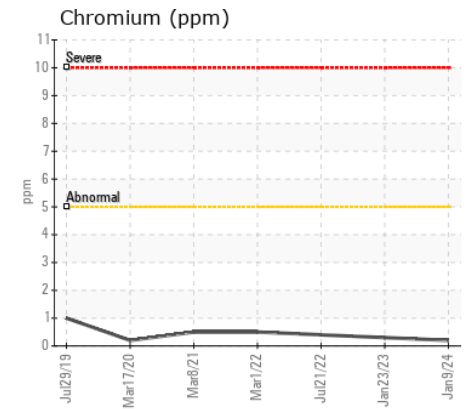
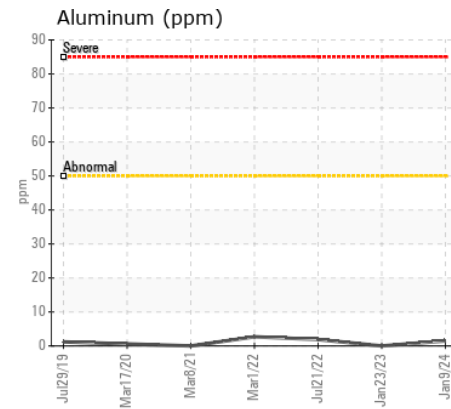
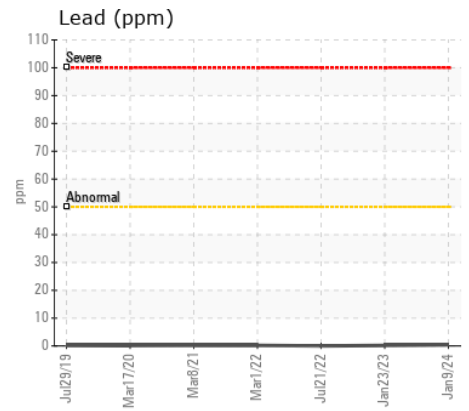
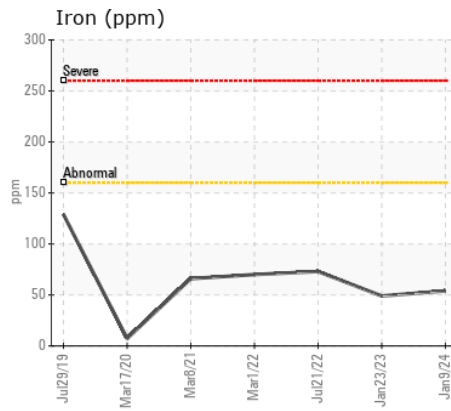
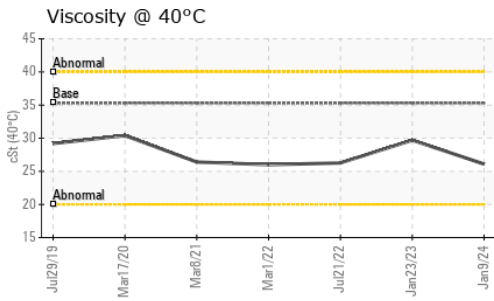
There is no indication of any contamination in the fluid.

Silicon	ppm	ASTM D5185m	>20	<b>8</b>	6	10
Potassium	ppm	ASTM D5185m	>20	<b>3</b>	<1	3
Water		WC Method	>0.1	<b>NEG</b>	NEG	NEG
Silt	scalar	*Visual	NONE	<b>NONE</b>	NONE	NONE
Debris	scalar	*Visual	NONE	<b>NONE</b>	NONE	NONE
Sand/Dirt	scalar	*Visual	NONE	<b>NONE</b>	NONE	NONE
Appearance	scalar	*Visual	NORML	<b>NORML</b>	NORML	NORML
Odor	scalar	*Visual	NORML	<b>NORML</b>	NORML	NORML
Emulsified Water	scalar	*Visual	>0.1	<b>NEG</b>	NEG	NEG

### FLUID CONDITION

The condition of the fluid is acceptable for the time in service.

Sodium	ppm	ASTM D5185m		<b>0</b>	5	4
Boron	ppm	ASTM D5185m	187	<b>63</b>	60	58
Barium	ppm	ASTM D5185m	0.0	<b>4</b>	<1	4
Molybdenum	ppm	ASTM D5185m	0.0	<b>&lt;1</b>	<1	<1
Manganese	ppm	ASTM D5185m	0.0	<b>4</b>	3	5
Magnesium	ppm	ASTM D5185m	6.8	<b>2</b>	2	3
Calcium	ppm	ASTM D5185m	215	<b>98</b>	94	105
Phosphorus	ppm	ASTM D5185m	445	<b>169</b>	177	165
Zinc	ppm	ASTM D5185m	56	<b>28</b>	35	46
Sulfur	ppm	ASTM D5185m	1336	<b>1759</b>	1707	2047
Visc @ 40°C	cSt	ASTM D445	35.3	<b>26.1</b>	29.7	26.27



Certificate L2367

**Laboratory** : WearCheck USA - 501 Madison Ave., Cary, NC 27513  
**Sample No.** : VCP438150 **Received** : 12 Jan 2024  
**Lab Number** : 06059710 **Diagnosed** : 16 Jan 2024  
**Unique Number** : 10831092 **Diagnostician** : Wes Davis  
**Test Package** : MOB 1

**ALTA EQUIPMENT/FLAGLER EQUIPMENT LLC**  
 9601 BOGGY CREEK RD  
 ORLANDO, FL  
 US 32824  
 Contact: Robert LaPlante  
 robert.laplante@altg.com  
 T: (407)508-9736  
 F: (407)659-8720

To discuss this sample report, contact Customer Service at 1-800-237-1369.

\* - Denotes test methods that are outside of the ISO 17025 scope of accreditation.

Statements of conformity to specifications are based on the simple acceptance decision rule (JCGM 106:2012)