



TRAAP

Texas Refinery Advanced Analysis Program

OIL ANALYSIS REPORT

WEAR	NORMAL
CONTAMINATION	NORMAL
FLUID CONDITION	NORMAL

Machine Id

**T14**

Component

**1 Transmission (Manual)**

Fluid

**TRC TEXTRANS MULTI-VEHICLE SYN ATF (--- GAL)**

**RECOMMENDATION**

Resample at the next service interval to monitor.

Test	UOM	Method	Limit/Abn	Current	History1	History2
Sample Number		Client Info		TR0001299	TR0001137	TR0001168
Sample Date		Client Info		09 Jan 2024	15 Sep 2023	14 Jul 2023
Machine Age	hrs	Client Info		4203	3615	3432
Oil Age	hrs	Client Info		4203	3615	3432
Filter Age	hrs	Client Info		4203	3615	0
Oil Changed		Client Info		Not Chngd	Not Chngd	Not Chngd
Filter Changed		Client Info		Not Chngd	Not Chngd	Not Chngd
Sample Status				NORMAL	NORMAL	NORMAL

**WEAR**

All component wear rates are normal.

Iron	ppm	ASTM D5185m	>200	112	113	128
Chromium	ppm	ASTM D5185m	>5	1	2	1
Nickel	ppm	ASTM D5185m	>5	0	<1	0
Titanium	ppm	ASTM D5185m		<1	<1	<1
Silver	ppm	ASTM D5185m	>7	0	0	0
Aluminum	ppm	ASTM D5185m	>25	4	4	4
Lead	ppm	ASTM D5185m	>45	0	<1	<1
Copper	ppm	ASTM D5185m	>225	40	38	155
Tin	ppm	ASTM D5185m	>10	<1	<1	<1
Vanadium	ppm	ASTM D5185m		0	0	0
White Metal	scalar	*Visual	NONE	NONE	NONE	NONE
Yellow Metal	scalar	*Visual	NONE	NONE	NONE	NONE

**CONTAMINATION**

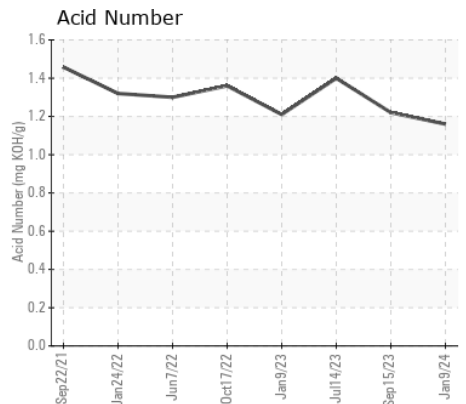
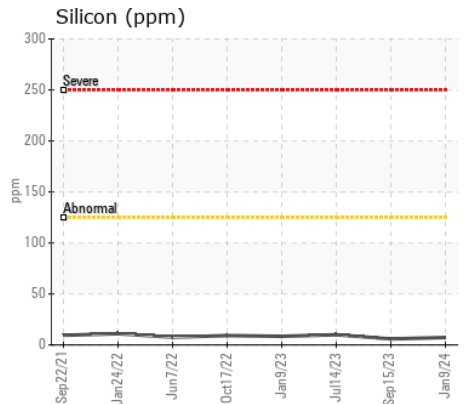
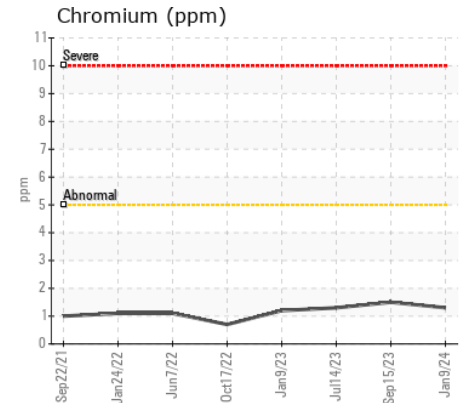
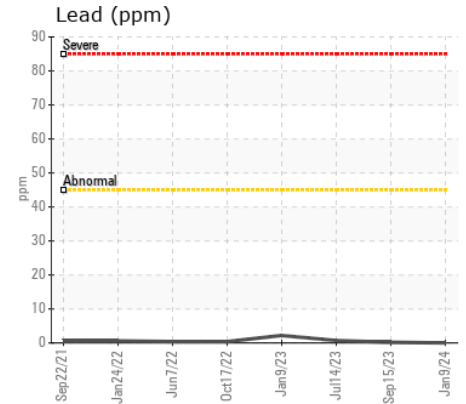
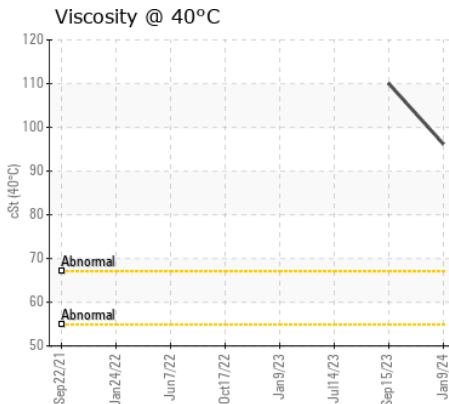
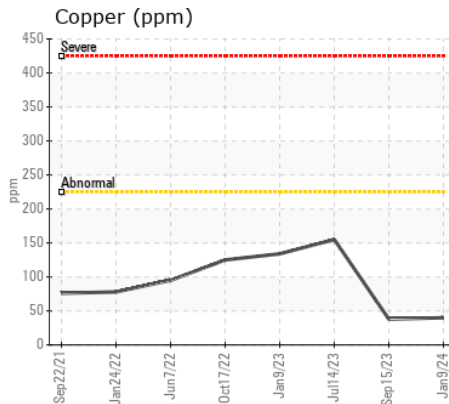
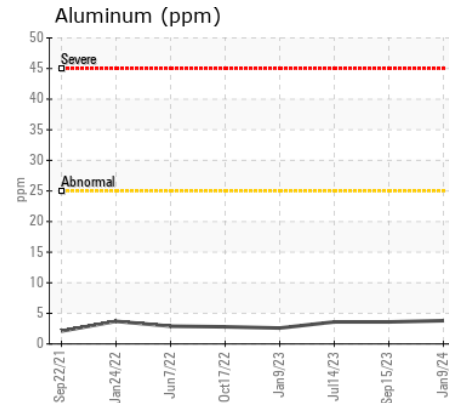
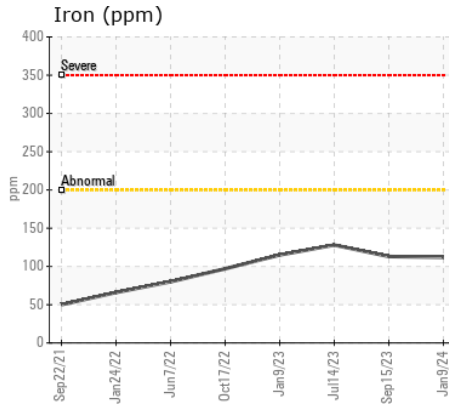
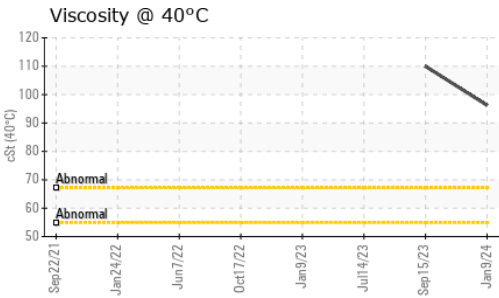
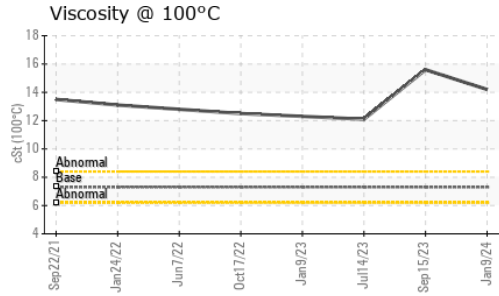
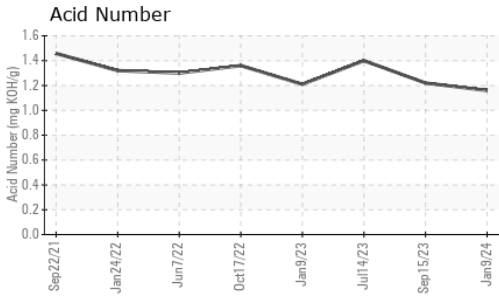
There is no indication of any contamination in the oil.

Silicon	ppm	ASTM D5185m	>125	7	6	10
Potassium	ppm	ASTM D5185m	>20	1	2	3
Water		WC Method	>0.1	NEG	NEG	NEG
Silt	scalar	*Visual	NONE	NONE	LIGHT	NONE
Debris	scalar	*Visual	NONE	NONE	NONE	NONE
Sand/Dirt	scalar	*Visual	NONE	NONE	NONE	NONE
Appearance	scalar	*Visual	NORML	NORML	NORML	NORML
Odor	scalar	*Visual	NORML	NORML	NORML	NORML
Emulsified Water	scalar	*Visual	>0.1	NEG	NEG	NEG

**FLUID CONDITION**

The AN level is acceptable for this fluid. The condition of the oil is suitable for further service.

Sodium	ppm	ASTM D5185m		4	2	8
Boron	ppm	ASTM D5185m		152	155	207
Barium	ppm	ASTM D5185m		0	0	0
Molybdenum	ppm	ASTM D5185m		1	2	1
Manganese	ppm	ASTM D5185m		6	5	11
Magnesium	ppm	ASTM D5185m		3	5	0
Calcium	ppm	ASTM D5185m		242	256	1035
Phosphorus	ppm	ASTM D5185m		503	481	1094
Zinc	ppm	ASTM D5185m		64	71	274
Sulfur	ppm	ASTM D5185m		413	617	1615
Acid Number (AN)	mg KOH/g	ASTM D8045		1.16	1.22	1.40
Visc @ 40°C	cSt	ASTM D445		96.2	110	---
Visc @ 100°C	cSt	ASTM D445	7.3	14.2	15.6	12.1
Viscosity Index (VI)	Scale	ASTM D2270	193	151	150	---



Certificate L2367

**Laboratory** : WearCheck USA - 501 Madison Ave., Cary, NC 27513  
**Sample No.** : TR0001299 **Received** : 12 Jan 2024  
**Lab Number** : 06060359 **Diagnosed** : 16 Jan 2024  
**Unique Number** : 10831741 **Diagnostician** : Don Baldrige  
**Test Package** : MOB 2 ( Additional Tests: KV100, VI )

**S S CONCRETE MATERIALS LLC**  
P.O. BOX 23283  
BULLHEAD CITY, AZ  
US 86439  
Contact: SERVICE MANAGER  
snsmaterials1@gmail.com  
T:  
F: (928)754-1991

To discuss this sample report, contact Customer Service at 1-800-827-0711.

\* - Denotes test methods that are outside of the ISO 17025 scope of accreditation.

Statements of conformity to specifications are based on the simple acceptance decision rule (JCGM 106:2012)