



WEAR	NORMAL
CONTAMINATION	NORMAL
FLUID CONDITION	NORMAL



Machine Id
420054-297
Component
Diesel Engine
Fluid
PETRO CANADA DURON SHP 15W40 (--- GAL)

RECOMMENDATION

Resample at the next service interval to monitor.

Test	UOM	Method	Limit/Abn	Current	History1	History2
Sample Number		Client Info		GFL0100206	GFL0091242	GFL0091223
Sample Date		Client Info		10 Jan 2024	01 Nov 2023	03 Oct 2023
Machine Age	mls	Client Info		503707	27222	498410
Oil Age	mls	Client Info		491173	150	0
Filter Age	mls	Client Info		0	150	0
Oil Changed		Client Info		Not Changd	Not Changd	Not Changd
Filter Changed		Client Info		Not Changd	Not Changd	Not Changd
Sample Status				NORMAL	NORMAL	NORMAL

WEAR

All component wear rates are normal.

Iron	ppm	ASTM D5185m	>100	33	8	5
Chromium	ppm	ASTM D5185m	>20	<1	<1	<1
Nickel	ppm	ASTM D5185m	>2	<1	0	<1
Titanium	ppm	ASTM D5185m		0	0	0
Silver	ppm	ASTM D5185m	>2	0	0	0
Aluminum	ppm	ASTM D5185m	>25	11	5	4
Lead	ppm	ASTM D5185m	>40	<1	0	2
Copper	ppm	ASTM D5185m	>330	5	1	1
Tin	ppm	ASTM D5185m	>15	<1	<1	<1
Vanadium	ppm	ASTM D5185m		0	0	0
White Metal	scalar	*Visual	NONE	NONE	NONE	NONE
Yellow Metal	scalar	*Visual	NONE	NONE	NONE	NONE

CONTAMINATION


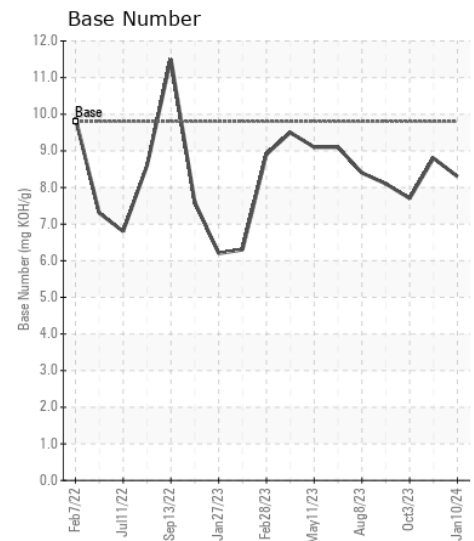
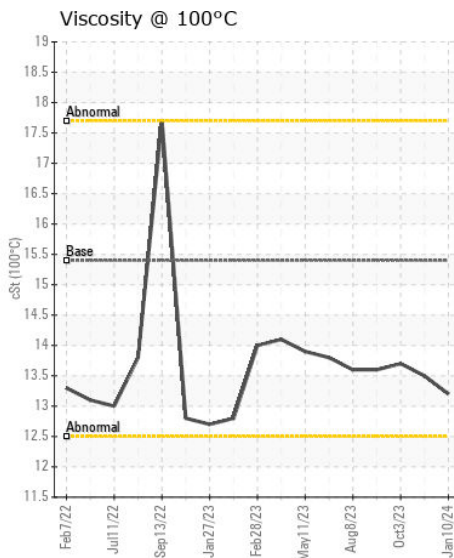
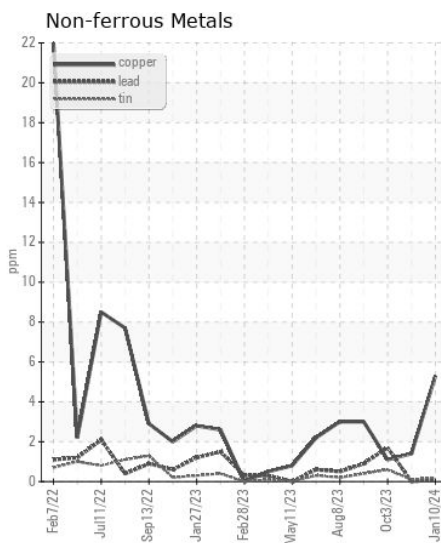
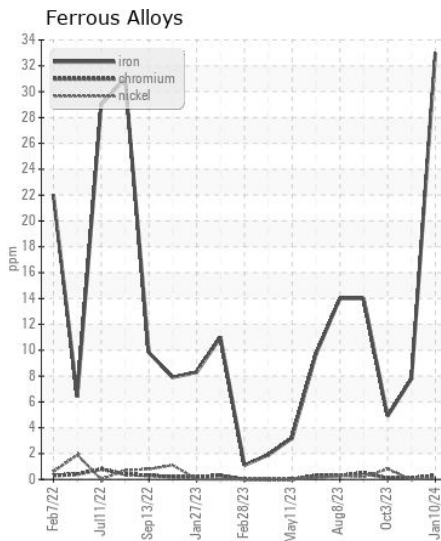
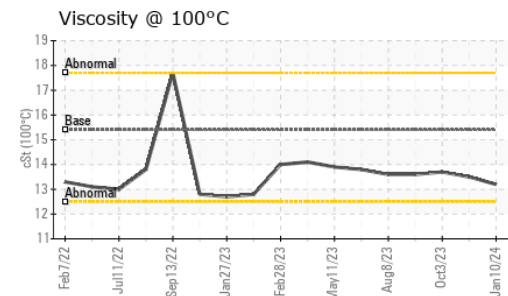
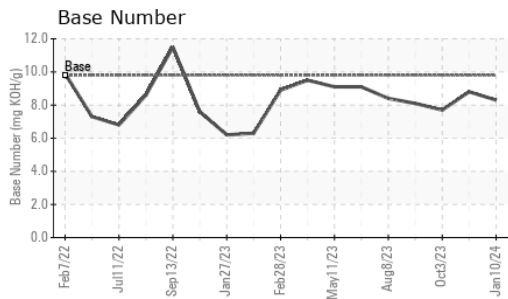
There is no indication of any contamination in the oil.

Silicon	ppm	ASTM D5185m	>25	8	6	6
Potassium	ppm	ASTM D5185m	>20	23	8	6
Fuel		WC Method	>6.0	<1.0	<1.0	<1.0
Water		WC Method	>0.2	NEG	NEG	NEG
Glycol		WC Method		NEG	NEG	NEG
Soot %	%	*ASTM D7844	>3	0.8	0.6	0.4
Nitration	Abs/cm	*ASTM D7624	>20	9.5	7.4	6.2
Sulfation	Abs/.1mm	*ASTM D7415	>30	19.5	19.1	18.0
Silt	scalar	*Visual	NONE	NONE	NONE	NONE
Debris	scalar	*Visual	NONE	NONE	NONE	NONE
Sand/Dirt	scalar	*Visual	NONE	NONE	NONE	NONE
Appearance	scalar	*Visual	NORML	NORML	NORML	NORML
Odor	scalar	*Visual	NORML	NORML	NORML	NORML
Emulsified Water	scalar	*Visual	>0.2	NEG	NEG	NEG

FLUID CONDITION

The BN result indicates that there is suitable alkalinity remaining in the oil. The condition of the oil is suitable for further service.

Sodium	ppm	ASTM D5185m		3	3	2
Boron	ppm	ASTM D5185m	0	<1	4	2
Barium	ppm	ASTM D5185m	0	0	0	0
Molybdenum	ppm	ASTM D5185m	60	62	59	58
Manganese	ppm	ASTM D5185m	0	<1	<1	<1
Magnesium	ppm	ASTM D5185m	1010	956	915	938
Calcium	ppm	ASTM D5185m	1070	982	993	988
Phosphorus	ppm	ASTM D5185m	1150	1049	1016	1053
Zinc	ppm	ASTM D5185m	1270	1253	1215	1260
Sulfur	ppm	ASTM D5185m	2060	2987	2945	3121
Oxidation	Abs/.1mm	*ASTM D7414	>25	15.8	14.7	13.9
Base Number (BN)	mg KOH/g	ASTM D2896	9.8	8.3	8.8	7.7
Visc @ 100°C	cSt	ASTM D445	15.4	13.2	13.5	13.7



Certificate L2367

Laboratory : WearCheck USA - 501 Madison Ave., Cary, NC 27513
Sample No. : GFL0100206 **Received** : 16 Jan 2024
Lab Number : 06060702 **Diagnosed** : 16 Jan 2024
Unique Number : 10832084 **Diagnostician** : Wes Davis
Test Package : FLEET

GFL Environmental - 166 - Phenix City
 18 Old Brickyard Rd
 Phenix City, AL
 US 36869
 Contact: DEAN PEACE JR
 dean.peace@gflenv.com

To discuss this sample report, contact Customer Service at 1-800-237-1369.

* - Denotes test methods that are outside of the ISO 17025 scope of accreditation.

Statements of conformity to specifications are based on the simple acceptance decision rule (JCGM 106:2012)

T:
F: