



# VOLVO

## OIL ANALYSIS REPORT

WEAR	<b>NORMAL</b>
CONTAMINATION	<b>NORMAL</b>
FLUID CONDITION	<b>NORMAL</b>



Machine Id  
**VOLVO L90G 617795**  
Component  
**Front Axle**  
Fluid  
**{not provided} (--- GAL)**

### RECOMMENDATION

Resample at the next service interval to monitor.

Test	UOM	Method	Limit/Abn	Current	History1	History2
Sample Number		Client Info		<b>VCP435896</b>	VCP442146	VCP249909
Sample Date		Client Info		<b>09 Jan 2024</b>	08 Jan 2024	10 Oct 2019
Machine Age	hrs	Client Info		<b>8421</b>	8419	5736
Oil Age	hrs	Client Info		<b>0</b>	0	0
Filter Age	hrs	Client Info		<b>0</b>	0	0
Oil Changed		Client Info		<b>Not Changd</b>	Not Changd	N/A
Filter Changed		Client Info		<b>Not Changd</b>	Not Changd	N/A
Sample Status				<b>NORMAL</b>	ABNORMAL	ABNORMAL

### WEAR

All component wear rates are normal.

Iron	ppm	ASTM D5185m	>500	<b>66</b>	66	▲ 630
Chromium	ppm	ASTM D5185m	>20	<b>&lt;1</b>	<1	5
Nickel	ppm	ASTM D5185m	>10	<b>0</b>	0	2
Titanium	ppm	ASTM D5185m		<b>0</b>	0	<1
Silver	ppm	ASTM D5185m		<b>0</b>	0	0
Aluminum	ppm	ASTM D5185m	>30	<b>1</b>	1	5
Lead	ppm	ASTM D5185m	>50	<b>0</b>	0	0
Copper	ppm	ASTM D5185m	>120	<b>2</b>	2	4
Tin	ppm	ASTM D5185m	>20	<b>0</b>	0	0
Vanadium	ppm	ASTM D5185m		<b>0</b>	0	0
White Metal	scalar	*Visual	NONE	<b>MODER</b>	NONE	▲ HEAVY
Yellow Metal	scalar	*Visual	NONE	<b>NONE</b>	NONE	NONE

### CONTAMINATION

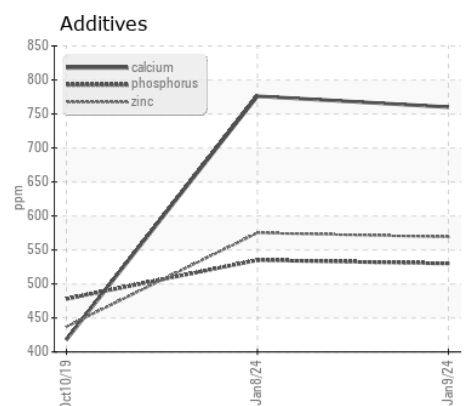
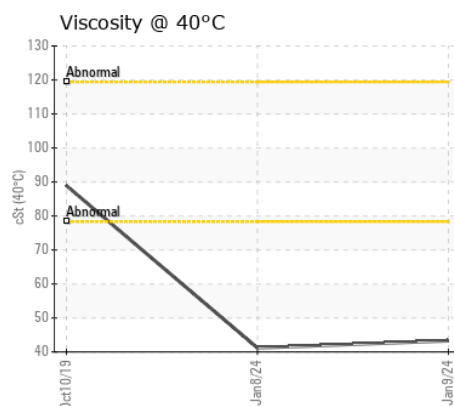
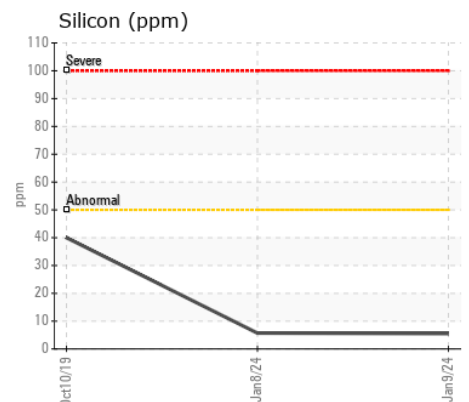
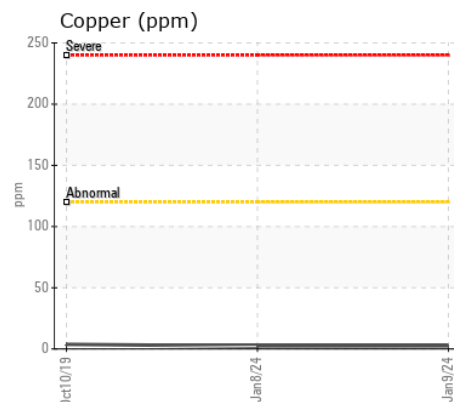
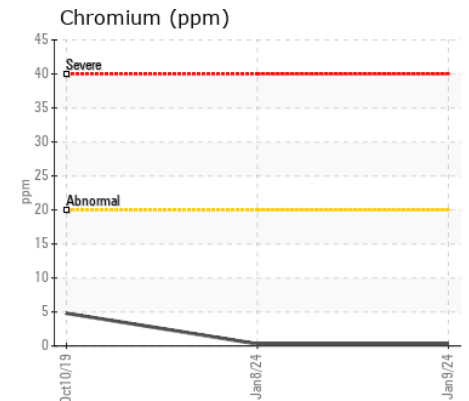
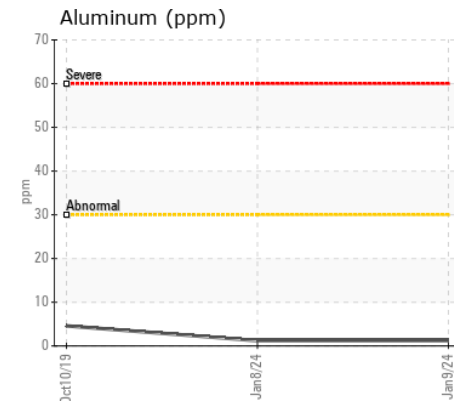
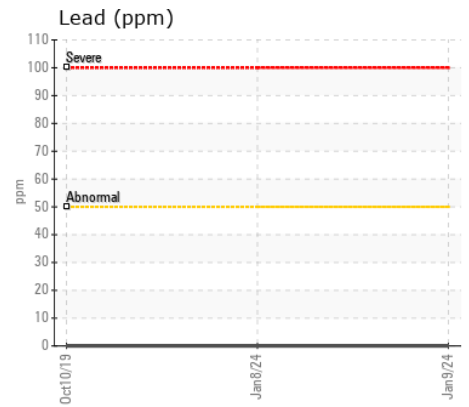
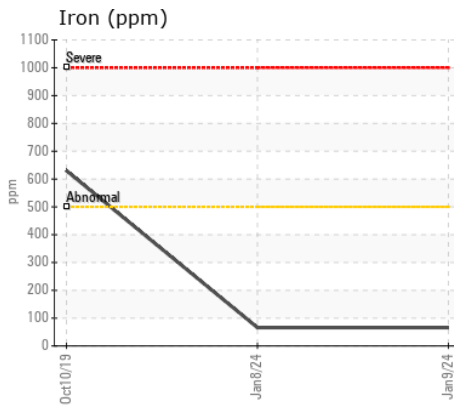
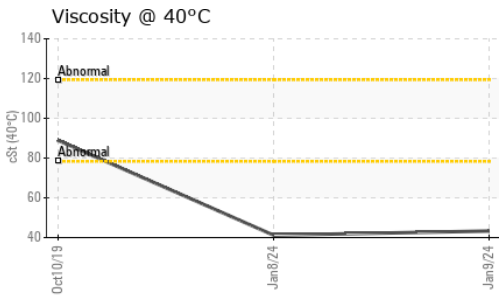
There is no indication of any contamination in the oil.

Silicon	ppm	ASTM D5185m	>50	<b>6</b>	6	40
Potassium	ppm	ASTM D5185m	>20	<b>0</b>	0	2
Water		WC Method	>0.2	<b>NEG</b>	NEG	NEG
Silt	scalar	*Visual	NONE	<b>NONE</b>	NONE	NONE
Debris	scalar	*Visual	NONE	<b>NONE</b>	▲ MODER	NONE
Sand/Dirt	scalar	*Visual	NONE	<b>NONE</b>	NONE	NONE
Appearance	scalar	*Visual	NORML	<b>NORML</b>	NORML	NORML
Odor	scalar	*Visual	NORML	<b>NORML</b>	NORML	NORML
Emulsified Water	scalar	*Visual	>0.2	<b>NEG</b>	NEG	NEG

### FLUID CONDITION

The condition of the oil is acceptable for the time in service.

Sodium	ppm	ASTM D5185m		<b>0</b>	0	6
Boron	ppm	ASTM D5185m		<b>24</b>	25	19
Barium	ppm	ASTM D5185m		<b>0</b>	0	0
Molybdenum	ppm	ASTM D5185m		<b>0</b>	0	0
Manganese	ppm	ASTM D5185m		<b>1</b>	1	12
Magnesium	ppm	ASTM D5185m		<b>11</b>	11	0
Calcium	ppm	ASTM D5185m		<b>760</b>	776	418
Phosphorus	ppm	ASTM D5185m		<b>530</b>	535	478
Zinc	ppm	ASTM D5185m		<b>569</b>	575	437
Sulfur	ppm	ASTM D5185m		<b>4055</b>	4030	12486
Visc @ 40°C	cSt	ASTM D445		<b>43.3</b>	41.2	88.9



Certificate L2367

**Laboratory** : WearCheck USA - 501 Madison Ave., Cary, NC 27513  
**Sample No.** : VCP435896 **Received** : 16 Jan 2024  
**Lab Number** : 06061521 **Diagnosed** : 17 Jan 2024  
**Unique Number** : 10832903 **Diagnostician** : Don Baldrige  
**Test Package** : MOB 1

**WHITAKER CONSTRUCTION**  
 44 SOUTH 1050  
 BRIGHAM CITY, UT  
 US 84302  
 Contact: Dave Wickman  
 dave.wickam@whitcon.com

To discuss this sample report, contact Customer Service at 1-800-237-1369.

\* - Denotes test methods that are outside of the ISO 17025 scope of accreditation.

Statements of conformity to specifications are based on the simple acceptance decision rule (JCGM 106:2012)

T:  
F: