



# OIL ANALYSIS REPORT

WEAR	<b>NORMAL</b>
CONTAMINATION	<b>NORMAL</b>
FLUID CONDITION	<b>NORMAL</b>



Machine Id  
**120556-1216 LIEBHERR LH50M 120556-1216**  
 Component  
**Rear Differential**  
 Fluid  
**GEAR OIL SAE 85W90 (--- GAL)**

## RECOMMENDATION

Resample at the next service interval to monitor. Please specify the brand, type, and viscosity of the oil on your next sample.

## WEAR

All component wear rates are normal.

## CONTAMINATION

There is no indication of any contamination in the oil.

## FLUID CONDITION

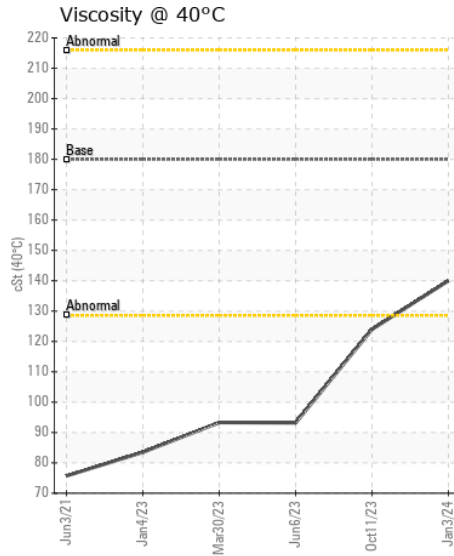
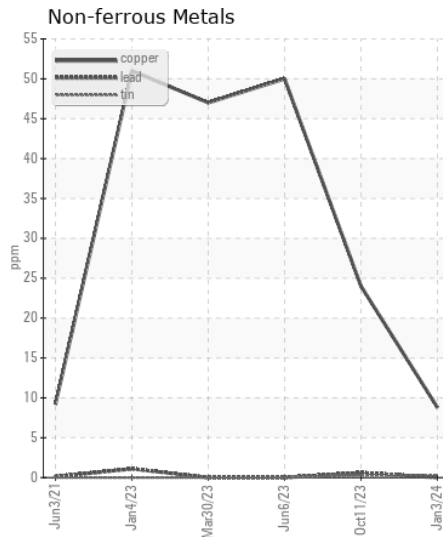
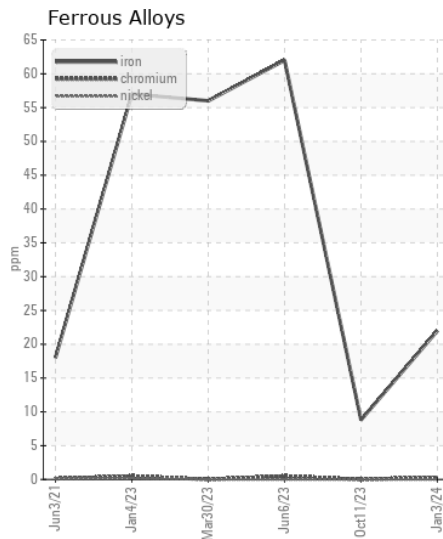
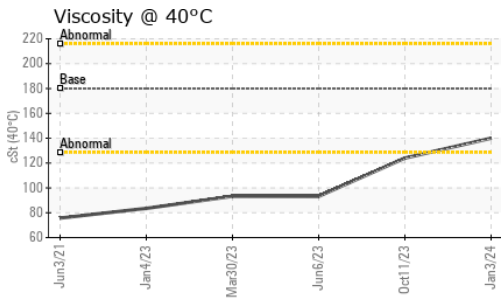
The condition of the oil is acceptable for the time in service.

Test	UOM	Method	Limit/Abn	Current	History1	History2
Sample Number		Client Info		<b>DJJ0022517</b>	DJJ0022528	DJJ0019870
Sample Date		Client Info		<b>03 Jan 2024</b>	11 Oct 2023	06 Jun 2023
Machine Age	hrs	Client Info		<b>9096</b>	8542	7782
Oil Age	hrs	Client Info		<b>0</b>	0	0
Filter Age	hrs	Client Info		<b>0</b>	0	0
Oil Changed		Client Info		<b>N/A</b>	Changed	N/A
Filter Changed		Client Info		<b>N/A</b>	N/A	N/A
Sample Status				<b>NORMAL</b>	ABNORMAL	ATTENTION

Iron	ppm	ASTM D5185m	>150	<b>22</b>	9	62
Chromium	ppm	ASTM D5185m	>2	<b>&lt;1</b>	0	<1
Nickel	ppm	ASTM D5185m	>2	<b>0</b>	0	0
Titanium	ppm	ASTM D5185m		<b>&lt;1</b>	0	0
Silver	ppm	ASTM D5185m	>4	<b>0</b>	0	0
Aluminum	ppm	ASTM D5185m	>7	<b>2</b>	0	2
Lead	ppm	ASTM D5185m	>4	<b>0</b>	<1	0
Copper	ppm	ASTM D5185m	>135	<b>9</b>	24	50
Tin	ppm	ASTM D5185m	>3	<b>&lt;1</b>	<1	0
Vanadium	ppm	ASTM D5185m		<b>0</b>	0	0
White Metal	scalar	*Visual	NONE	<b>NONE</b>	NONE	NONE
Yellow Metal	scalar	*Visual	NONE	<b>NONE</b>	NONE	NONE

Silicon	ppm	ASTM D5185m	>30	<b>1</b>	2	6
Potassium	ppm	ASTM D5185m	>20	<b>&lt;1</b>	0	0
Water		WC Method	>0.2	<b>NEG</b>	NEG	NEG
Silt	scalar	*Visual	NONE	<b>NONE</b>	▲ HEAVY	NONE
Debris	scalar	*Visual	NONE	<b>LIGHT</b>	NONE	NONE
Sand/Dirt	scalar	*Visual	NONE	<b>NONE</b>	NONE	NONE
Appearance	scalar	*Visual	NORML	<b>NORML</b>	NORML	NORML
Odor	scalar	*Visual	NORML	<b>NORML</b>	NORML	NORML
Emulsified Water	scalar	*Visual	>0.2	<b>NEG</b>	NEG	NEG

Sodium	ppm	ASTM D5185m		<b>0</b>	<1	4
Boron	ppm	ASTM D5185m	400	<b>112</b>	23	38
Barium	ppm	ASTM D5185m	200	<b>0</b>	0	0
Molybdenum	ppm	ASTM D5185m	12	<b>&lt;1</b>	0	<1
Manganese	ppm	ASTM D5185m		<b>&lt;1</b>	<1	2
Magnesium	ppm	ASTM D5185m	12	<b>0</b>	2	7
Calcium	ppm	ASTM D5185m	150	<b>61</b>	136	1412
Phosphorus	ppm	ASTM D5185m	1650	<b>1234</b>	838	1091
Zinc	ppm	ASTM D5185m	125	<b>0</b>	96	626
Sulfur	ppm	ASTM D5185m	22500	<b>22153</b>	15857	18358
Visc @ 40°C	cSt	ASTM D445	180	<b>140</b>	124	▲ 93.2



Certificate L2367

**Laboratory** : WearCheck USA - 501 Madison Ave., Cary, NC 27513  
**Sample No.** : DJJ0022517  
**Lab Number** : 06061557  
**Unique Number** : 10832939  
**Test Package** : CONST

**RIVER METALS RECYCLING - DECATUR FACILITY**  
 4301 IVERSON BLVD  
 TRINITY, AL  
 US 35673  
 Contact: RYAN BOWDEN

To discuss this sample report, contact Customer Service at 1-800-237-1369.

\* - Denotes test methods that are outside of the ISO 17025 scope of accreditation.

Statements of conformity to specifications are based on the simple acceptance decision rule (JCGM 106:2012)

T:  
F: