



WEAR	NORMAL
CONTAMINATION	NORMAL
FLUID CONDITION	NORMAL

Machine Id
JOHN DEERE 50G 1FF050GXHHH287220

Component
Diesel Engine

Fluid
JOHN DEERE ENGINE OIL PLUS 50 II 15W40 (--- GAL)

RECOMMENDATION

Resample at the next service interval to monitor.

Test	UOM	Method	Limit/Abn	Current	History1	History2
Sample Number		Client Info		JR0201467	JR0185165	JR0160573
Sample Date		Client Info		03 Jan 2024	22 Aug 2023	03 Apr 2023
Machine Age	hrs	Client Info		2984	2984	2711
Oil Age	hrs	Client Info		273	273	210
Filter Age	hrs	Client Info		273	273	210
Oil Changed		Client Info		Changed	Changed	Changed
Filter Changed		Client Info		Changed	Changed	Changed
Sample Status				NORMAL	NORMAL	NORMAL

WEAR

All component wear rates are normal.

Iron	ppm	ASTM D5185m	>51	5	7	5
Chromium	ppm	ASTM D5185m	>11	<1	<1	<1
Nickel	ppm	ASTM D5185m	>5	0	0	0
Titanium	ppm	ASTM D5185m		<1	0	0
Silver	ppm	ASTM D5185m	>3	0	0	0
Aluminum	ppm	ASTM D5185m	>31	4	4	3
Lead	ppm	ASTM D5185m	>26	<1	0	0
Copper	ppm	ASTM D5185m	>26	<1	0	<1
Tin	ppm	ASTM D5185m	>4	2	<1	0
Vanadium	ppm	ASTM D5185m		<1	0	0
White Metal	scalar	*Visual	NONE	NONE	NONE	NONE
Yellow Metal	scalar	*Visual	NONE	NONE	NONE	NONE

CONTAMINATION

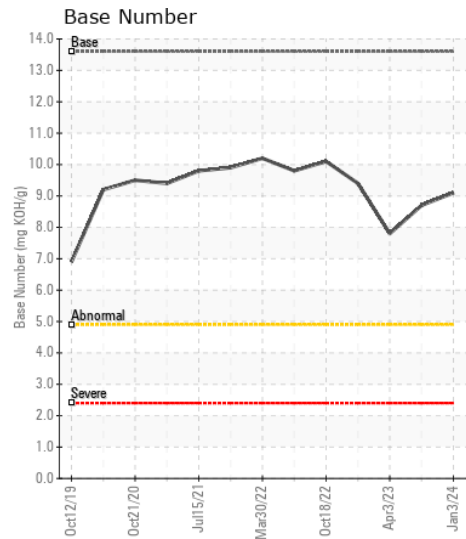
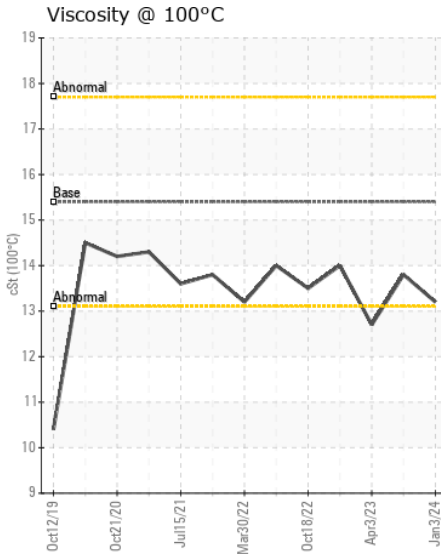
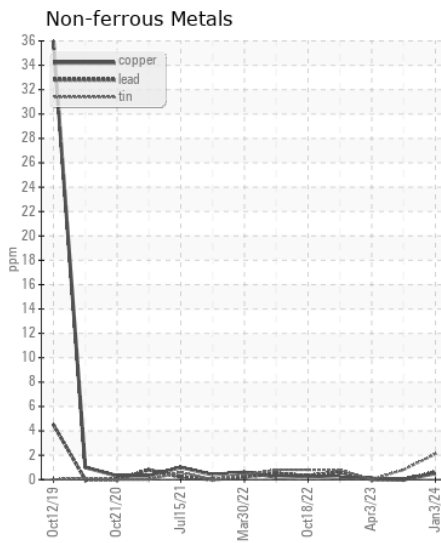
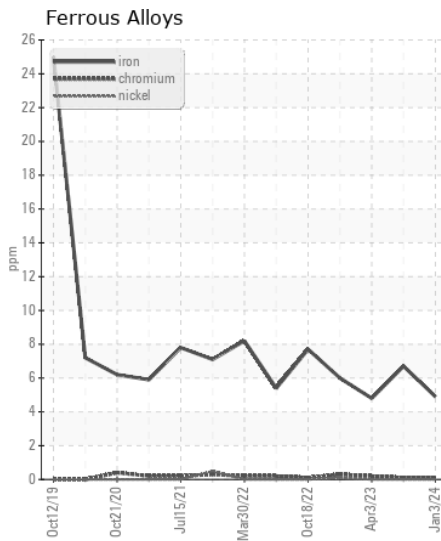
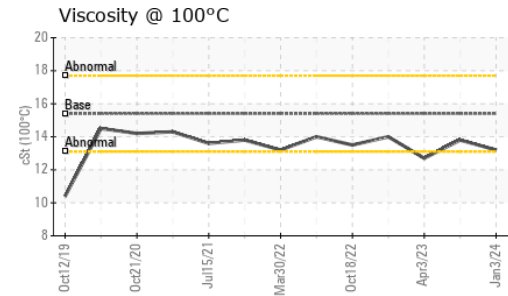
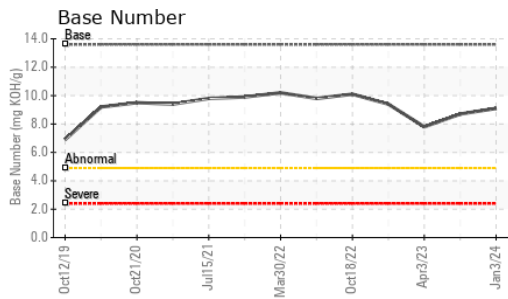
There is no indication of any contamination in the oil.

Silicon	ppm	ASTM D5185m	>22	11	11	11
Potassium	ppm	ASTM D5185m	>20	0	1	0
Fuel		WC Method	>2.1	<1.0	<1.0	<1.0
Water		WC Method	>0.21	NEG	NEG	NEG
Glycol		WC Method		NEG	NEG	NEG
Soot %	%	*ASTM D7844	>3	0.2	0.2	0.2
Nitration	Abs/cm	*ASTM D7624	>20	8.2	8.4	7.8
Sulfation	Abs/.1mm	*ASTM D7415	>30	20.4	20.4	18.6
Silt	scalar	*Visual	NONE	NONE	NONE	NONE
Debris	scalar	*Visual	NONE	NONE	NONE	NONE
Sand/Dirt	scalar	*Visual	NONE	NONE	NONE	NONE
Appearance	scalar	*Visual	NORML	NORML	NORML	NORML
Odor	scalar	*Visual	NORML	NORML	NORML	NORML
Emulsified Water	scalar	*Visual	>0.21	NEG	NEG	NEG

FLUID CONDITION

The BN result indicates that there is suitable alkalinity remaining in the oil. The condition of the oil is suitable for further service.

Sodium	ppm	ASTM D5185m	>31	2	1	0
Boron	ppm	ASTM D5185m		265	294	274
Barium	ppm	ASTM D5185m		<1	0	0
Molybdenum	ppm	ASTM D5185m		243	250	228
Manganese	ppm	ASTM D5185m		<1	<1	<1
Magnesium	ppm	ASTM D5185m		789	876	785
Calcium	ppm	ASTM D5185m		1303	1450	1392
Phosphorus	ppm	ASTM D5185m		810	918	846
Zinc	ppm	ASTM D5185m		1038	1127	1030
Sulfur	ppm	ASTM D5185m		2858	3776	3526
Oxidation	Abs/.1mm	*ASTM D7414	>25	15.9	15.8	14.9
Base Number (BN)	mg KOH/g	ASTM D2896	13.6	9.1	8.7	7.8
Visc @ 100°C	cSt	ASTM D445	15.4	13.2	13.8	12.7



Certificate L2367

Laboratory : WearCheck USA - 501 Madison Ave., Cary, NC 27513
Sample No. : JR0201467 **Received** : 16 Jan 2024
Lab Number : 06061870 **Diagnosed** : 17 Jan 2024
Unique Number : 10833252 **Diagnostician** : Wes Davis
Test Package : CONST (Additional Tests: TBN)

TENNOCA CONSTRUCTION
 PO BOX 2379
 CANDLER, NC
 US 28715
 Contact: MARK ROSS
 mark@tennoca.com
 T: (828)665-8331
 F:

To discuss this sample report, contact Customer Service at 1-800-237-1369.
 * - Denotes test methods that are outside of the ISO 17025 scope of accreditation.
 Statements of conformity to specifications are based on the simple acceptance decision rule (JCGM 106:2012)