



WEAR	NORMAL
CONTAMINATION	NORMAL
FLUID CONDITION	ABNORMAL

Area

[44089]

Machine Id

JOHN DEERE 1FF350PACNF000226

Component

Diesel Engine

Fluid

JOHN DEERE ENGINE OIL PLUS 50 II 15W40 (28 QTS)

RECOMMENDATION

Resample at the next service interval to monitor.

Test	UOM	Method	Limit/Abn	Current	History1	History2
Sample Number		Client Info		JR0199327	JR0187471	JR0176232
Sample Date		Client Info		09 Jan 2024	27 Sep 2023	10 Jul 2023
Machine Age	hrs	Client Info		1483	972	458
Oil Age	hrs	Client Info		969	514	458
Filter Age	hrs	Client Info		0	0	458
Oil Changed		Client Info		N/A	N/A	Changed
Filter Changed		Client Info		N/A	N/A	Changed
Sample Status				ABNORMAL	NORMAL	ABNORMAL

WEAR

All component wear rates are normal.

Iron	ppm	ASTM D5185m	>51	54	57	53
Chromium	ppm	ASTM D5185m	>11	1	1	<1
Nickel	ppm	ASTM D5185m	>5	6	6	2
Titanium	ppm	ASTM D5185m		0	0	<1
Silver	ppm	ASTM D5185m	>3	<1	<1	<1
Aluminum	ppm	ASTM D5185m	>31	5	6	6
Lead	ppm	ASTM D5185m	>26	2	<1	2
Copper	ppm	ASTM D5185m	>26	19	47	▲ 129
Tin	ppm	ASTM D5185m	>4	2	2	2
Vanadium	ppm	ASTM D5185m		0	0	0
White Metal	scalar	*Visual	NONE	NONE	NONE	NONE
Yellow Metal	scalar	*Visual	NONE	NONE	NONE	NONE

CONTAMINATION

Fuel content negligible. There is no indication of any contamination in the oil.

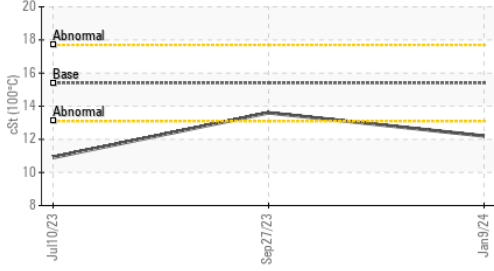
Silicon	ppm	ASTM D5185m	>22	14	15	14
Potassium	ppm	ASTM D5185m	>20	<1	1	8
Fuel	%	ASTM D3524	>2.1	0.2	<1.0	0.4
Water		WC Method	>0.21	NEG	NEG	NEG
Glycol		WC Method		NEG	NEG	NEG
Soot %	%	*ASTM D7844	>3	0.4	0.4	0.3
Nitration	Abs/cm	*ASTM D7624	>20	8.4	9.0	9.1
Sulfation	Abs/.1mm	*ASTM D7415	>30	23.3	23.2	25.3
Silt	scalar	*Visual	NONE	NONE	NONE	NONE
Debris	scalar	*Visual	NONE	NONE	NONE	NONE
Sand/Dirt	scalar	*Visual	NONE	NONE	NONE	NONE
Appearance	scalar	*Visual	NORML	NORML	NORML	NORML
Odor	scalar	*Visual	NORML	NORML	NORML	NORML
Emulsified Water	scalar	*Visual	>0.21	NEG	NEG	NEG

FLUID CONDITION

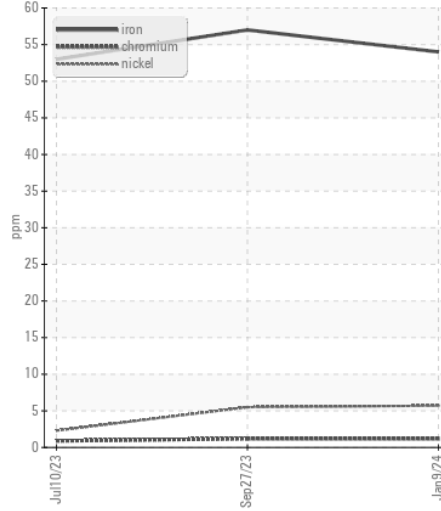
The oil viscosity is lower than normal. The BN result indicates that there is suitable alkalinity remaining in the oil. Confirm oil type.

Sodium	ppm	ASTM D5185m	>31	2	3	3
Boron	ppm	ASTM D5185m		126	157	180
Barium	ppm	ASTM D5185m		0	1	0
Molybdenum	ppm	ASTM D5185m		182	264	232
Manganese	ppm	ASTM D5185m		<1	1	2
Magnesium	ppm	ASTM D5185m		632	835	736
Calcium	ppm	ASTM D5185m		1990	1457	1478
Phosphorus	ppm	ASTM D5185m		956	845	820
Zinc	ppm	ASTM D5185m		1140	1057	1034
Sulfur	ppm	ASTM D5185m		2917	2558	2394
Oxidation	Abs/.1mm	*ASTM D7414	>25	17.2	19.6	21.9
Base Number (BN)	mg KOH/g	ASTM D2896	13.6	8.3	7.5	8.0
Visc @ 100°C	cSt	ASTM D445	15.4	▲ 12.2	13.6	▲ 10.9

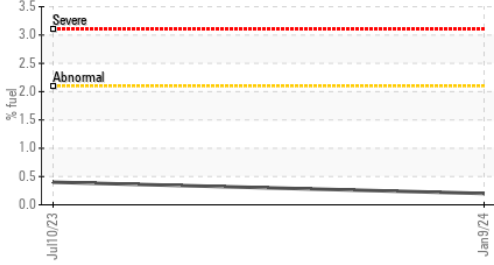
▲ Viscosity @ 100°C



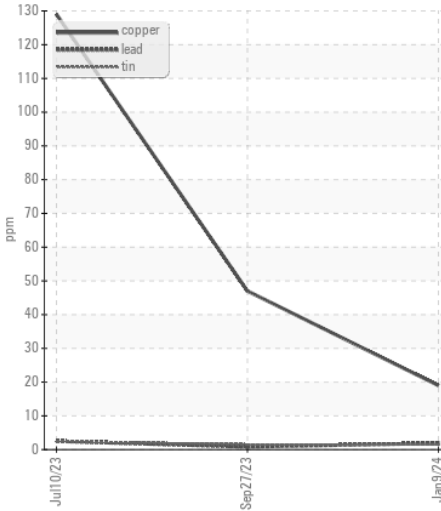
Ferrous Alloys



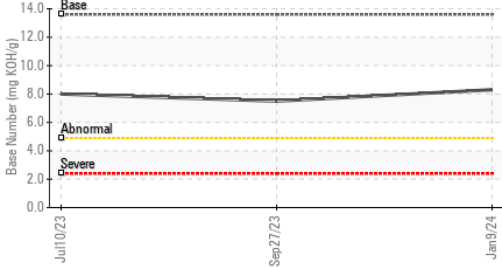
Fuel Dilution



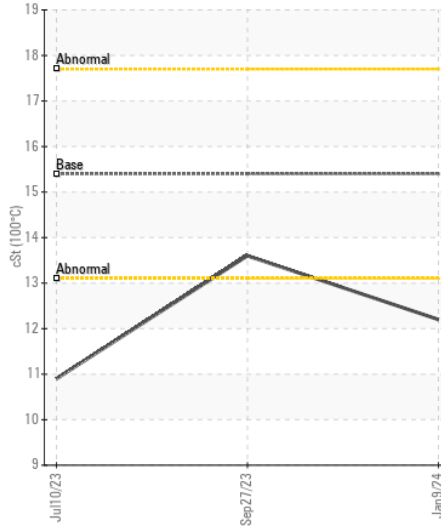
Non-ferrous Metals



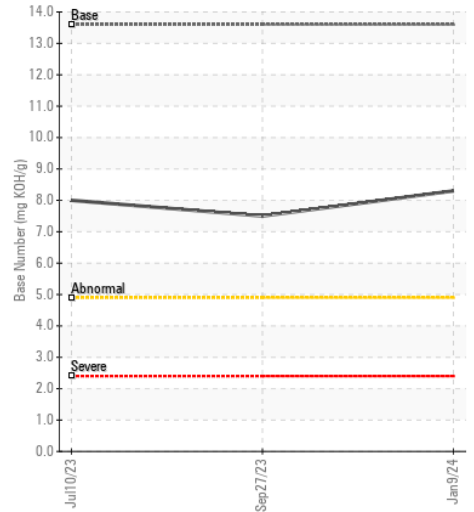
Base Number



▲ Viscosity @ 100°C



Base Number



Certificate L2367

Laboratory : WearCheck USA - 501 Madison Ave., Cary, NC 27513
Sample No. : JR0199327 **Received** : 17 Jan 2024
Lab Number : 06063289 **Diagnosed** : 24 Jan 2024
Unique Number : 10834671 **Diagnostician** : Angela Borella
Test Package : CONST (Additional Tests: FuelDilution, PercentFuel, TBN)

CWS-STRITTMATTER
 9102 OWENS DR
 MANASSAS PARK, VA
 US 20111

Contact: EDDIE GARRETSON
 egarretson@strittmattercompanies.com

To discuss this sample report, contact Customer Service at 1-800-237-1369.

* - Denotes test methods that are outside of the ISO 17025 scope of accreditation.

Statements of conformity to specifications are based on the simple acceptance decision rule (JCGM 106:2012)

T: (703)335-2255
 F: (703)335-8095