



# VOLVO

## OIL ANALYSIS REPORT

WEAR	NORMAL
CONTAMINATION	NORMAL
FLUID CONDITION	ATTENTION



Area  
**[659877]**  
 Machine Id  
**VOLVO L120H 632860**  
 Component  
**Rear Axle**  
 Fluid  
**VOLVO PREMIUM GEAR OIL 85W-140 GL-5 (--- GAL)**

### RECOMMENDATION

The oil change at the time of sampling has been noted. Resample at the next service interval to monitor.

Test	UOM	Method	Limit/Abn	Current	History1	History2
Sample Number		Client Info		VCP437446	VCP432771	VCP424928
Sample Date		Client Info		15 Jan 2024	06 Sep 2023	06 Jun 2023
Machine Age	hrs	Client Info		6693	5768	4936
Oil Age	hrs	Client Info		0	0	0
Filter Age	hrs	Client Info		0	0	0
Oil Changed		Client Info		Changed	Changed	Not Chngd
Filter Changed		Client Info		Not Changed	Not Changed	Not Changed
Sample Status				ATTENTION	ABNORMAL	NORMAL

### WEAR

All component wear rates are normal.

Iron	ppm	ASTM D5185m	>500	275	▲ 590	424
Chromium	ppm	ASTM D5185m	>20	2	5	3
Nickel	ppm	ASTM D5185m	>10	<1	3	2
Titanium	ppm	ASTM D5185m		0	<1	<1
Silver	ppm	ASTM D5185m		0	0	0
Aluminum	ppm	ASTM D5185m	>30	2	5	3
Lead	ppm	ASTM D5185m	>50	0	0	0
Copper	ppm	ASTM D5185m	>120	2	<1	1
Tin	ppm	ASTM D5185m	>20	0	<1	0
Vanadium	ppm	ASTM D5185m		0	<1	0
White Metal	scalar	*Visual	NONE	NONE	NONE	NONE
Yellow Metal	scalar	*Visual	NONE	NONE	NONE	NONE

### CONTAMINATION

There is no indication of any contamination in the oil.

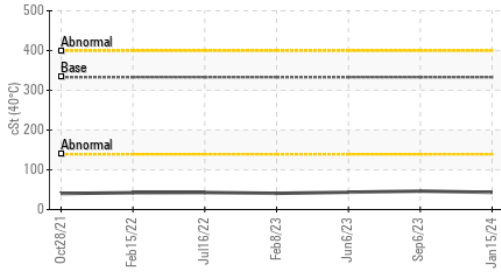
Silicon	ppm	ASTM D5185m	>50	22	46	43
Potassium	ppm	ASTM D5185m	>20	2	0	2
Water		WC Method	>0.2	NEG	NEG	NEG
Silt	scalar	*Visual	NONE	NONE	MODER	NONE
Debris	scalar	*Visual	NONE	NONE	NONE	NONE
Sand/Dirt	scalar	*Visual	NONE	NONE	NONE	NONE
Appearance	scalar	*Visual	NORML	NORML	NORML	NORML
Odor	scalar	*Visual	NORML	NORML	NORML	NORML
Emulsified Water	scalar	*Visual	>0.2	NEG	NEG	NEG

### FLUID CONDITION

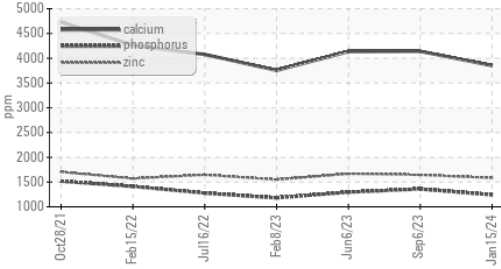
The oil viscosity is lower than normal. This plus the additive levels indicates the addition of a different brand, or type of oil. Confirm oil type.

Sodium	ppm	ASTM D5185m		0	3	<1
Boron	ppm	ASTM D5185m	111	148	119	126
Barium	ppm	ASTM D5185m	0.0	3	0	0
Molybdenum	ppm	ASTM D5185m	0.9	▲ 16	18	15
Manganese	ppm	ASTM D5185m	0.0	3	10	8
Magnesium	ppm	ASTM D5185m	39	28	23	16
Calcium	ppm	ASTM D5185m	93	▲ 3851	4140	4133
Phosphorus	ppm	ASTM D5185m	920	▲ 1243	1360	1295
Zinc	ppm	ASTM D5185m	104	▲ 1583	1644	1668
Sulfur	ppm	ASTM D5185m	20179	▲ 4409	4840	5402
Visc @ 40°C	cSt	ASTM D445	333	▲ 43.3	46.5	43.7

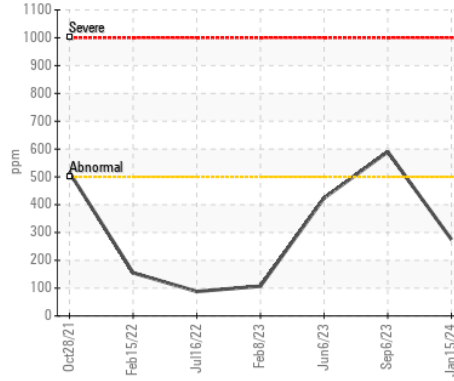
▲ Viscosity @ 40°C



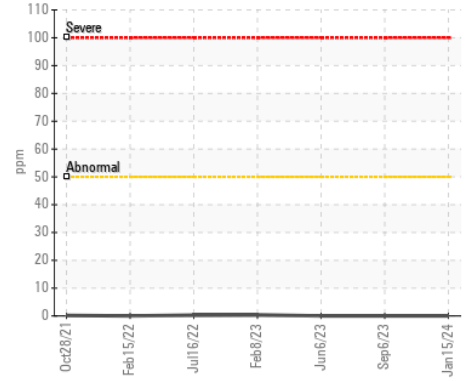
▲ Additives



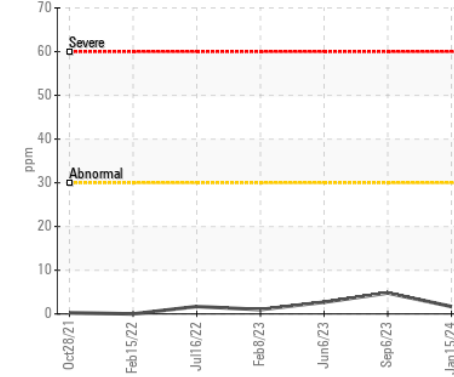
Iron (ppm)



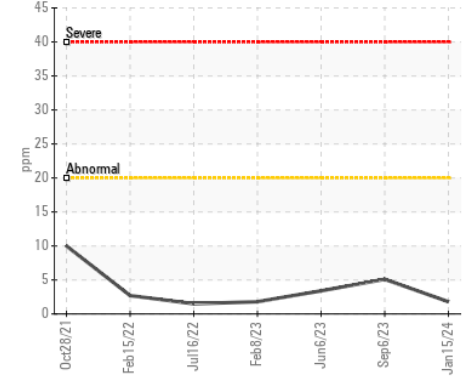
Lead (ppm)



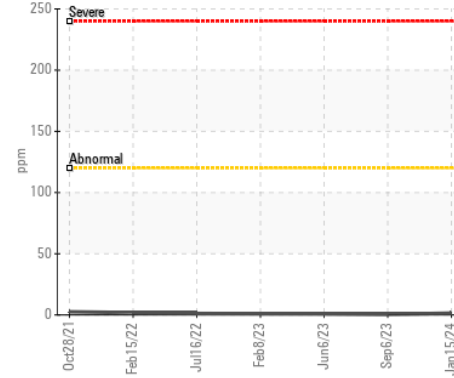
Aluminum (ppm)



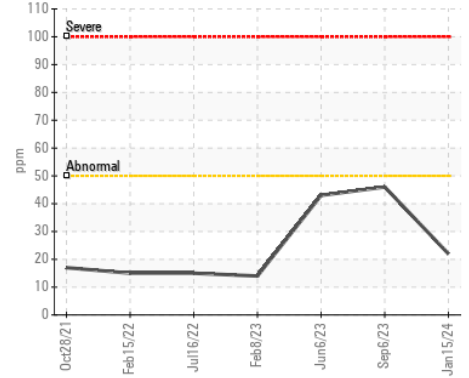
Chromium (ppm)



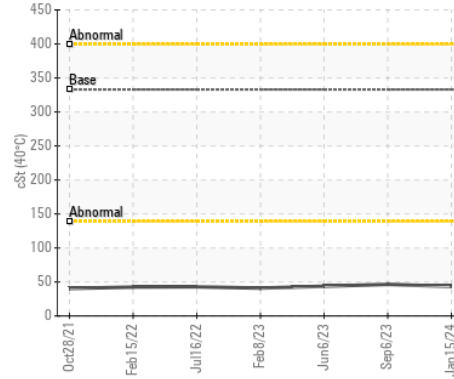
Copper (ppm)



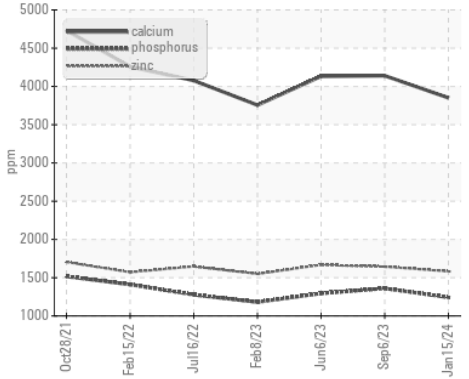
Silicon (ppm)



▲ Viscosity @ 40°C



▲ Additives



Certificate L2367

**Laboratory** : WearCheck USA - 501 Madison Ave., Cary, NC 27513  
**Sample No.** : VCP437446 **Received** : 18 Jan 2024  
**Lab Number** : 06064619 **Diagnosed** : 21 Jan 2024  
**Unique Number** : 10836001 **Diagnostician** : Don Baldrige  
**Test Package** : MOB 1

**ORANGE COUNTY SOLID WASTE**  
 5901 YOUNG PINE ROAD  
 ORLANDO, FL  
 US 32829  
 Contact: MICHAEL BEEBE  
 michael.beebe@ocfl.net  
 T: (407)836-6652  
 F: (407)836-6650

To discuss this sample report, contact Customer Service at 1-800-237-1369.

\* - Denotes test methods that are outside of the ISO 17025 scope of accreditation.

Statements of conformity to specifications are based on the simple acceptance decision rule (JCGM 106:2012)