



WEAR CHECK

OIL ANALYSIS REPORT

WEAR	NORMAL
CONTAMINATION	NORMAL
FLUID CONDITION	ATTENTION

Machine Id
6390
Component
Diesel Engine
Fluid
CASTROL VECTON 15W40 CK4 (--- QTS)

RECOMMENDATION

No corrective action is recommended at this time. Resample at the next service interval to monitor.

Test	UOM	Method	Limit/Abn	Current	History1	History2
Sample Number		Client Info		WC0813309	WC0666193	WC0813385
Sample Date		Client Info		17 Jan 2024	16 Jan 2024	15 Oct 2023
Machine Age	hrs	Client Info		7681	7146	7411
Oil Age	hrs	Client Info		0	0	0
Filter Age	hrs	Client Info		0	0	0
Oil Changed		Client Info		N/A	N/A	N/A
Filter Changed		Client Info		N/A	N/A	N/A
Sample Status				ATTENTION	---	MARGINAL

WEAR

All component wear rates are normal.

Iron	ppm	ASTM D5185m	>100	4	4	5
Chromium	ppm	ASTM D5185m	>20	0	0	<1
Nickel	ppm	ASTM D5185m	>4	0	0	0
Titanium	ppm	ASTM D5185m		<1	<1	<1
Silver	ppm	ASTM D5185m	>3	0	0	0
Aluminum	ppm	ASTM D5185m	>20	<1	1	1
Lead	ppm	ASTM D5185m	>40	0	0	<1
Copper	ppm	ASTM D5185m	>330	<1	<1	<1
Tin	ppm	ASTM D5185m	>15	0	<1	<1
Vanadium	ppm	ASTM D5185m		<1	<1	0
White Metal	scalar	*Visual	NONE	NONE	NONE	NONE
Yellow Metal	scalar	*Visual	NONE	NONE	NONE	NONE

CONTAMINATION

There is no indication of any contamination in the oil.

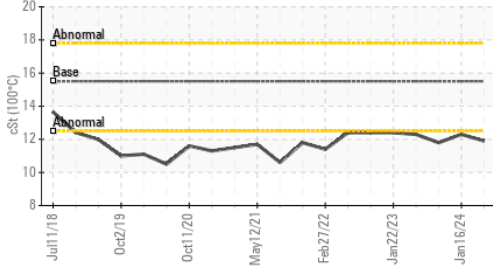
Silicon	ppm	ASTM D5185m	>25	4	5	4
Potassium	ppm	ASTM D5185m	>20	<1	<1	<1
Fuel	%	ASTM D3524	>5	<1.0	<1.0	<1.0
Water		WC Method	>0.2	NEG	NEG	NEG
Glycol		WC Method		NEG	NEG	NEG
Soot %	%	*ASTM D7844	>3	0.2	0.2	0.1
Nitration	Abs/cm	*ASTM D7624	>20	8.4	8.6	8.2
Sulfation	Abs/.1mm	*ASTM D7415	>30	19.1	19.1	18.5
Silt	scalar	*Visual	NONE	NONE	NONE	NONE
Debris	scalar	*Visual	NONE	NONE	NONE	NONE
Sand/Dirt	scalar	*Visual	NONE	NONE	NONE	NONE
Appearance	scalar	*Visual	NORML	NORML	NORML	NORML
Odor	scalar	*Visual	NORML	NORML	NORML	NORML
Emulsified Water	scalar	*Visual	>0.2	NEG	NEG	NEG

FLUID CONDITION

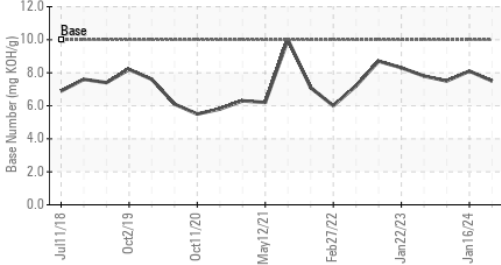
The oil viscosity is lower than normal. The BN result indicates that there is suitable alkalinity remaining in the oil. Confirm oil type.

Sodium	ppm	ASTM D5185m		4	3	4
Boron	ppm	ASTM D5185m		34	37	38
Barium	ppm	ASTM D5185m		0	0	3
Molybdenum	ppm	ASTM D5185m		46	44	43
Manganese	ppm	ASTM D5185m		<1	<1	<1
Magnesium	ppm	ASTM D5185m		543	530	466
Calcium	ppm	ASTM D5185m		1417	▲ 1387	1374
Phosphorus	ppm	ASTM D5185m		768	770	685
Zinc	ppm	ASTM D5185m		909	911	786
Sulfur	ppm	ASTM D5185m		2342	▲ 2322	1998
Oxidation	Abs/.1mm	*ASTM D7414	>25	16.1	16.2	15.5
Base Number (BN)	mg KOH/g	ASTM D2896	10	7.5	8.1	7.5
Visc @ 100°C	cSt	ASTM D445	15.5	▲ 11.9	12.3	▲ 11.8

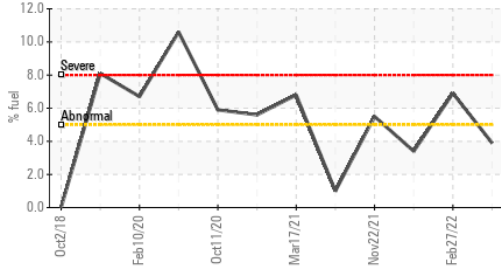
▲ Viscosity @ 100°C



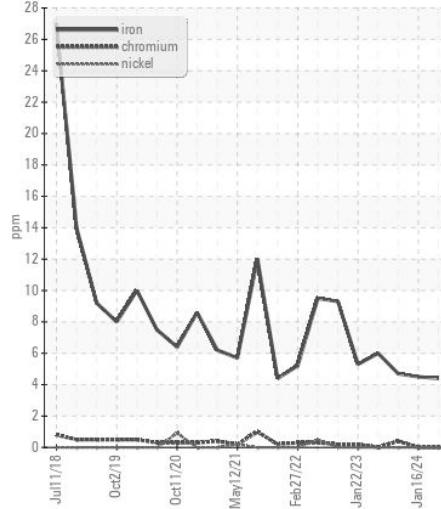
Base Number



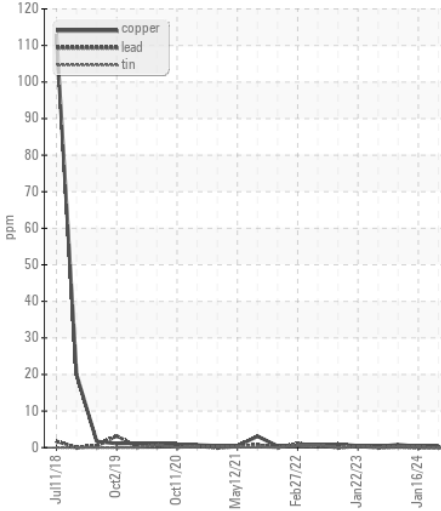
Fuel Dilution



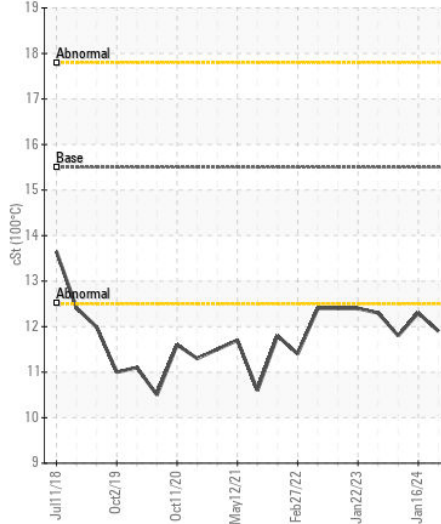
Ferrous Alloys



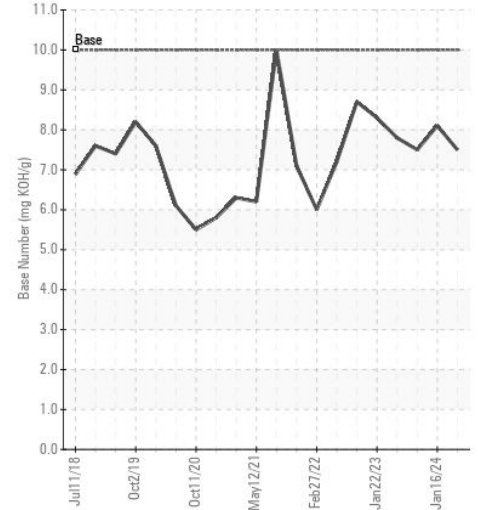
Non-ferrous Metals



▲ Viscosity @ 100°C



Base Number



Certificate L2367

Laboratory : WearCheck USA - 501 Madison Ave., Cary, NC 27513
Sample No. : WC0813309 **Received** : 18 Jan 2024
Lab Number : 06064745 **Diagnosed** : 19 Jan 2024
Unique Number : 10836127 **Diagnostician** : Jonathan Hester
Test Package : FLEET (Additional Tests: FuelDilution)

To discuss this sample report, contact Customer Service at 1-800-237-1369.

* - Denotes test methods that are outside of the ISO 17025 scope of accreditation.

Statements of conformity to specifications are based on the simple acceptance decision rule (JCGM 106:2012)

CITY OF BERKELEY
 1199 SECOND ST
 BERKELEY, CA
 US 94710

Contact: BAL JOHAL
 bjoahal@ci.berkeley.ca.us
 T: (510)981-6375
 F: (510)558-1330