



OIL ANALYSIS REPORT

WEAR	NORMAL
CONTAMINATION	NORMAL
FLUID CONDITION	NORMAL

Machine Id
2307
 Component
Diesel Engine
 Fluid
SHELL ROTELLA T 15W40 (--- GAL)

RECOMMENDATION

Resample at the next service interval to monitor.

Test	UOM	Method	Limit/Abn	Current	History1	History2
Sample Number		Client Info		WC0828994	PCA0076236	PCA0076234
Sample Date		Client Info		27 Oct 2023	11 Aug 2023	20 Dec 2022
Machine Age	mls	Client Info		0	95280	0
Oil Age	mls	Client Info		20000	20000	20000
Filter Age	mls	Client Info		20000	20000	20000
Oil Changed		Client Info		Changed	Changed	Changed
Filter Changed		Client Info		Changed	Changed	N/A
Sample Status				NORMAL	NORMAL	NORMAL

WEAR

All component wear rates are normal.

Iron	ppm	ASTM D5185m	>90	15	20	37
Chromium	ppm	ASTM D5185m	>20	<1	<1	3
Nickel	ppm	ASTM D5185m	>2	<1	0	0
Titanium	ppm	ASTM D5185m	>2	0	0	0
Silver	ppm	ASTM D5185m	>2	0	0	0
Aluminum	ppm	ASTM D5185m	>20	7	10	35
Lead	ppm	ASTM D5185m	>40	2	4	2
Copper	ppm	ASTM D5185m	>330	<1	1	8
Tin	ppm	ASTM D5185m	>15	<1	<1	2
Vanadium	ppm	ASTM D5185m		<1	0	0
White Metal	scalar	*Visual	NONE	NONE	NONE	NONE
Yellow Metal	scalar	*Visual	NONE	NONE	NONE	NONE

CONTAMINATION

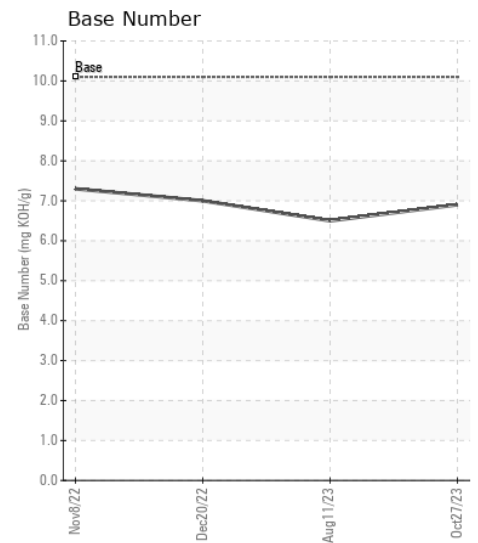
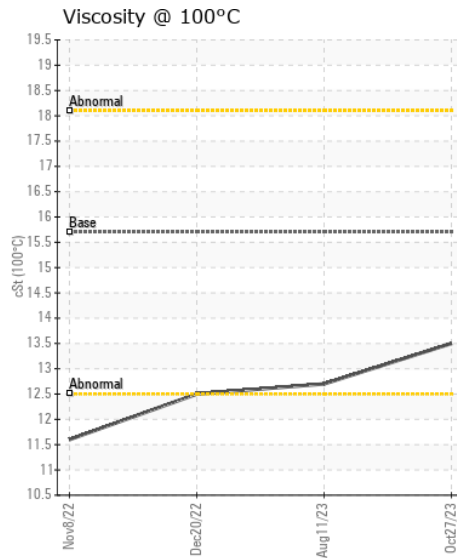
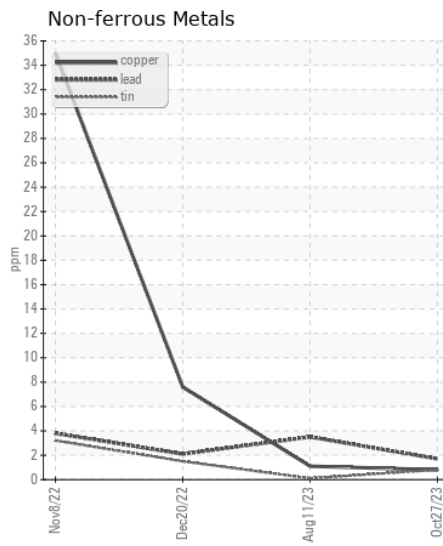
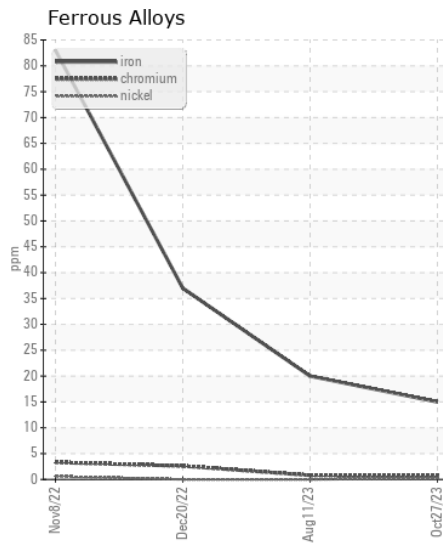
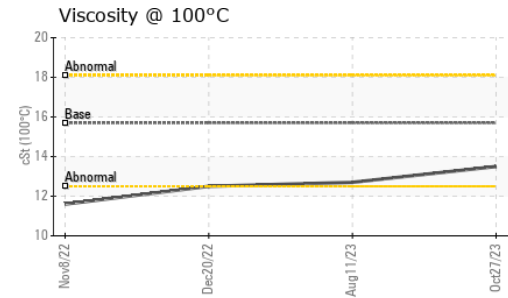
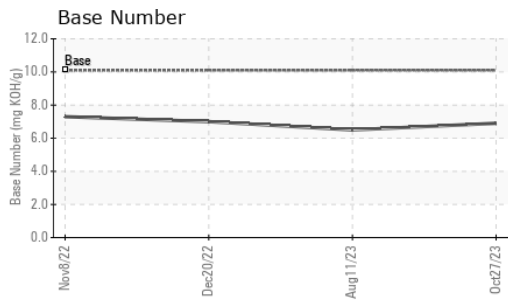
There is no indication of any contamination in the oil.

Silicon	ppm	ASTM D5185m	>25	8	8	16
Potassium	ppm	ASTM D5185m	>20	17	22	82
Fuel		WC Method	>3.0	<1.0	<1.0	<1.0
Water		WC Method	>0.2	NEG	NEG	NEG
Glycol		WC Method		NEG	NEG	NEG
Soot %	%	*ASTM D7844	>6	0.4	0.4	0.3
Nitration	Abs/cm	*ASTM D7624	>20	10.4	10.1	9.3
Sulfation	Abs/.1mm	*ASTM D7415	>30	22.8	23.5	23.4
Silt	scalar	*Visual	NONE	NONE	NONE	NONE
Debris	scalar	*Visual	NONE	NONE	NONE	NONE
Sand/Dirt	scalar	*Visual	NONE	NONE	NONE	NONE
Appearance	scalar	*Visual	NORML	NORML	NORML	NORML
Odor	scalar	*Visual	NORML	NORML	NORML	NORML
Emulsified Water	scalar	*Visual	>0.2	NEG	NEG	NEG

FLUID CONDITION

The BN result indicates that there is suitable alkalinity remaining in the oil. The condition of the oil is suitable for further service.

Sodium	ppm	ASTM D5185m		4	2	2
Boron	ppm	ASTM D5185m	316	26	117	202
Barium	ppm	ASTM D5185m	0.0	0	0	4
Molybdenum	ppm	ASTM D5185m	1.2	56	130	107
Manganese	ppm	ASTM D5185m		<1	<1	2
Magnesium	ppm	ASTM D5185m	24	516	615	615
Calcium	ppm	ASTM D5185m	2292	1551	1491	1478
Phosphorus	ppm	ASTM D5185m	1064	1016	625	673
Zinc	ppm	ASTM D5185m	1160	1244	798	843
Sulfur	ppm	ASTM D5185m	4996	3005	2288	2401
Oxidation	Abs/.1mm	*ASTM D7414	>25	19.7	19.9	17.9
Base Number (BN)	mg KOH/g	ASTM D2896	10.1	6.9	6.5	7.0
Visc @ 100°C	cSt	ASTM D445	15.7	13.5	12.7	12.5



Certificate L2367

Laboratory : WearCheck USA - 501 Madison Ave., Cary, NC 27513
Sample No. : WC0828994 **Received** : 18 Jan 2024
Lab Number : 06064765 **Diagnosed** : 19 Jan 2024
Unique Number : 10836147 **Diagnostician** : Wes Davis
Test Package : FLEET

Ergon Trucking Inc. - MAR605
 35020 State Route 7
 Marietta, OH
 US 45768-5236
 Contact: JASON JULIAN

To discuss this sample report, contact Customer Service at 1-800-237-1369.

* - Denotes test methods that are outside of the ISO 17025 scope of accreditation.

Statements of conformity to specifications are based on the simple acceptance decision rule (JCGM 106:2012)

T:
F: