



# VOLVO

## OIL ANALYSIS REPORT

WEAR	<b>NORMAL</b>
CONTAMINATION	<b>NORMAL</b>
FLUID CONDITION	<b>NORMAL</b>



Area  
**[SWO-069182]**  
 Machine Id  
**VOLVO A45G 352639**  
 Component  
**Transmission (Auto)**  
 Fluid  
**VOLVO AUTOMATIC TRANSMISSION FLUID AT102 (--- GAL)**

### RECOMMENDATION

Resample at the next service interval to monitor.

Test	UOM	Method	Limit/Abn	Current	History1	History2
Sample Number		Client Info		<b>VCP443368</b>	VCP431954	VCP416374
Sample Date		Client Info		<b>24 Jan 2024</b>	23 Oct 2023	07 Aug 2023
Machine Age	hrs	Client Info		<b>5434</b>	4956	4377
Oil Age	hrs	Client Info		<b>0</b>	0	0
Filter Age	hrs	Client Info		<b>0</b>	0	0
Oil Changed		Client Info		<b>Not Changed</b>	Not Changed	Not Changed
Filter Changed		Client Info		<b>Not Changed</b>	Changed	Not Changed
Sample Status				<b>NORMAL</b>	NORMAL	NORMAL

### WEAR

All component wear rates are normal.

Iron	ppm	ASTM D5185m	>160	<b>13</b>	10	8
Chromium	ppm	ASTM D5185m	>5	<b>&lt;1</b>	0	0
Nickel	ppm	ASTM D5185m	>5	<b>&lt;1</b>	1	<1
Titanium	ppm	ASTM D5185m		<b>0</b>	<1	0
Silver	ppm	ASTM D5185m	>5	<b>0</b>	0	0
Aluminum	ppm	ASTM D5185m	>50	<b>4</b>	4	4
Lead	ppm	ASTM D5185m	>50	<b>0</b>	<1	0
Copper	ppm	ASTM D5185m	>225	<b>7</b>	7	5
Tin	ppm	ASTM D5185m	>10	<b>&lt;1</b>	1	<1
Vanadium	ppm	ASTM D5185m		<b>0</b>	0	0
White Metal	scalar	*Visual	NONE	<b>NONE</b>	NONE	NONE
Yellow Metal	scalar	*Visual	NONE	<b>NONE</b>	NONE	NONE

### CONTAMINATION

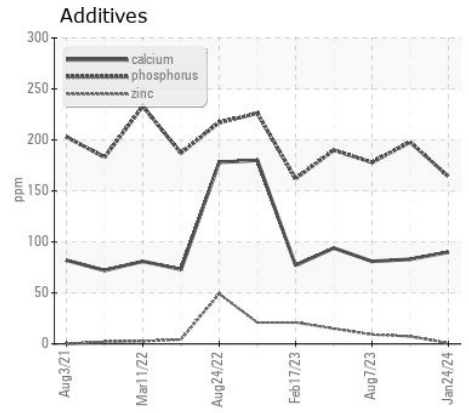
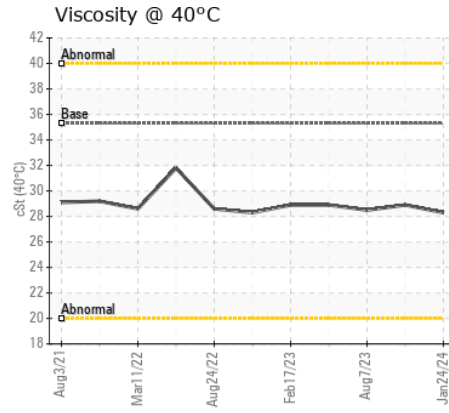
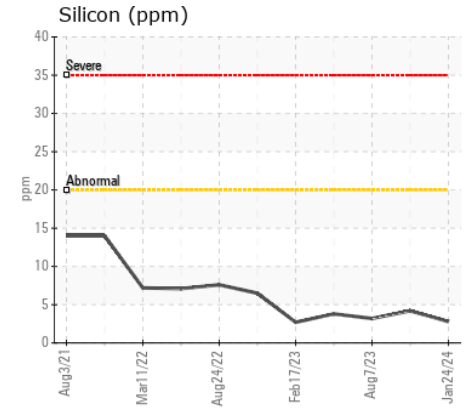
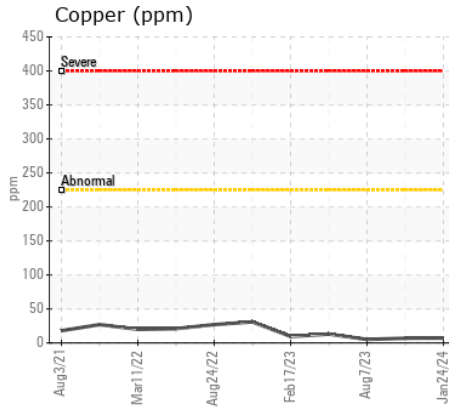
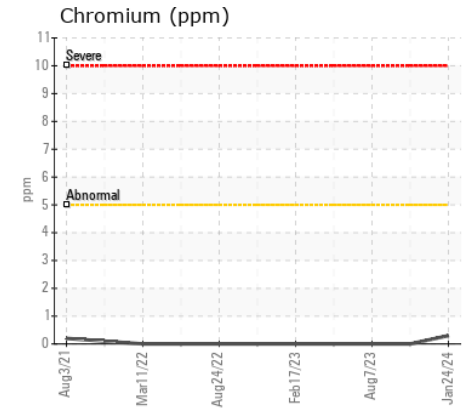
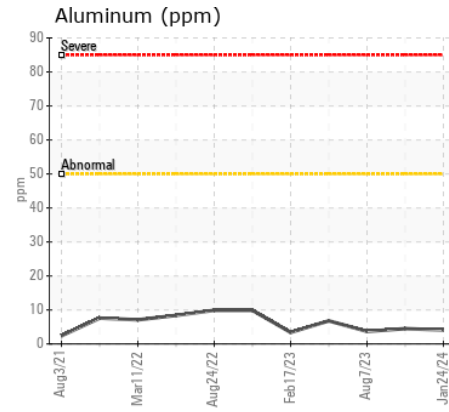
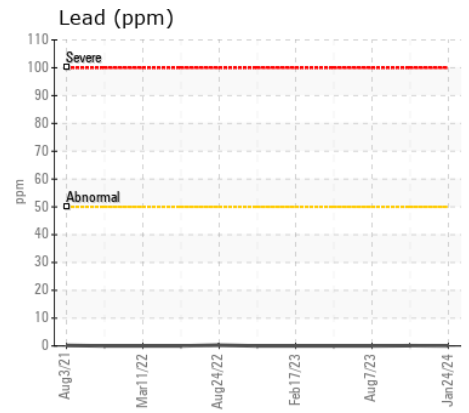
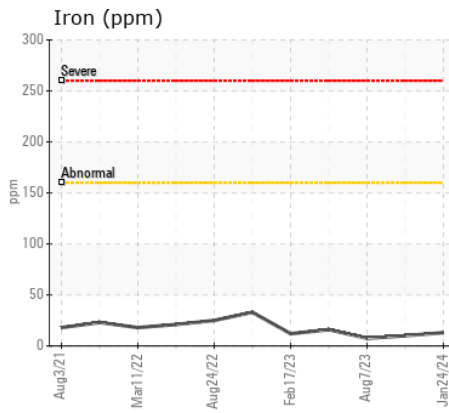
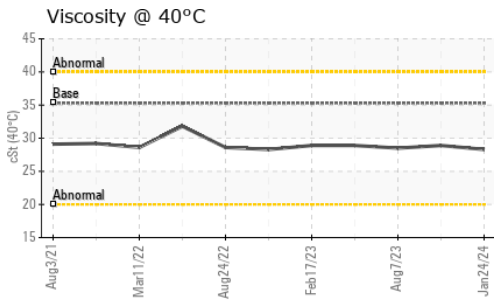
There is no indication of any contamination in the fluid.

Silicon	ppm	ASTM D5185m	>20	<b>3</b>	4	3
Potassium	ppm	ASTM D5185m	>20	<b>1</b>	2	<1
Water		WC Method	>0.1	<b>NEG</b>	NEG	NEG
Silt	scalar	*Visual	NONE	<b>NONE</b>	NONE	NONE
Debris	scalar	*Visual	NONE	<b>LIGHT</b>	NONE	NONE
Sand/Dirt	scalar	*Visual	NONE	<b>NONE</b>	NONE	NONE
Appearance	scalar	*Visual	NORML	<b>NORML</b>	NORML	NORML
Odor	scalar	*Visual	NORML	<b>NORML</b>	NORML	NORML
Emulsified Water	scalar	*Visual	>0.1	<b>NEG</b>	NEG	NEG

### FLUID CONDITION

The condition of the fluid is acceptable for the time in service.

Sodium	ppm	ASTM D5185m		<b>&lt;1</b>	<1	0
Boron	ppm	ASTM D5185m	187	<b>87</b>	95	86
Barium	ppm	ASTM D5185m	0.0	<b>0</b>	0	0
Molybdenum	ppm	ASTM D5185m	0.0	<b>0</b>	<1	<1
Manganese	ppm	ASTM D5185m	0.0	<b>0</b>	0	<1
Magnesium	ppm	ASTM D5185m	6.8	<b>7</b>	3	3
Calcium	ppm	ASTM D5185m	215	<b>90</b>	83	81
Phosphorus	ppm	ASTM D5185m	445	<b>164</b>	198	178
Zinc	ppm	ASTM D5185m	56	<b>&lt;1</b>	7	9
Sulfur	ppm	ASTM D5185m	1336	<b>1777</b>	2126	1910
Visc @ 40°C	cSt	ASTM D445	35.3	<b>28.3</b>	28.9	28.5



Certificate L2367

**Laboratory** : WearCheck USA - 501 Madison Ave., Cary, NC 27513  
**Sample No.** : VCP443368 **Received** : 29 Jan 2024  
**Lab Number** : 06073409 **Diagnosed** : 31 Jan 2024  
**Unique Number** : 10850086 **Diagnostician** : Don Baldrige  
**Test Package** : MOBCE

**SAIIA CONSTRUCTION LLC**  
 4400 LEWISBURG RD  
 BIRMINGHAM, AL  
 US 35207

Contact: STEPHANI BRITTON  
 sbritton@saiia.com; doug.bogart@wearcheck.com  
 T: (205)943-2268  
 F: (205)943-2269

To discuss this sample report, contact Customer Service at 1-800-237-1369.

\* - Denotes test methods that are outside of the ISO 17025 scope of accreditation.

Statements of conformity to specifications are based on the simple acceptance decision rule (JCGM 106:2012)