



OIL ANALYSIS REPORT

WEAR	NORMAL
CONTAMINATION	NORMAL
FLUID CONDITION	NORMAL

Machine Id
8603
 Component
Diesel Engine
 Fluid
PETRO CANADA DURON SHP 15W40 (--- GAL)

RECOMMENDATION

Resample at the next service interval to monitor. Please specify the component make and model with your next sample.

Test	UOM	Method	Limit/Abn	Current	History1	History2
Sample Number		Client Info		NL0001695	NL0001743	NL0001615
Sample Date		Client Info		31 Oct 2023	22 Aug 2023	01 Jun 2023
Machine Age	mls	Client Info		362301	319648	254689
Oil Age	mls	Client Info		45000	45000	45000
Filter Age	mls	Client Info		45000	45000	45000
Oil Changed		Client Info		Changed	Changed	Changed
Filter Changed		Client Info		Changed	Changed	Changed
Sample Status				NORMAL	NORMAL	NORMAL

WEAR

All component wear rates are normal.

Iron	ppm	ASTM D5185m	>100	17	37	62
Chromium	ppm	ASTM D5185m	>20	<1	<1	1
Nickel	ppm	ASTM D5185m	>4	<1	1	<1
Titanium	ppm	ASTM D5185m		<1	0	0
Silver	ppm	ASTM D5185m	>3	0	<1	0
Aluminum	ppm	ASTM D5185m	>20	4	4	6
Lead	ppm	ASTM D5185m	>40	1	2	2
Copper	ppm	ASTM D5185m	>330	9	13	14
Tin	ppm	ASTM D5185m	>15	<1	1	<1
Vanadium	ppm	ASTM D5185m		0	0	0
White Metal	scalar	*Visual	NONE	NONE	NONE	NONE
Yellow Metal	scalar	*Visual	NONE	NONE	NONE	NONE

CONTAMINATION


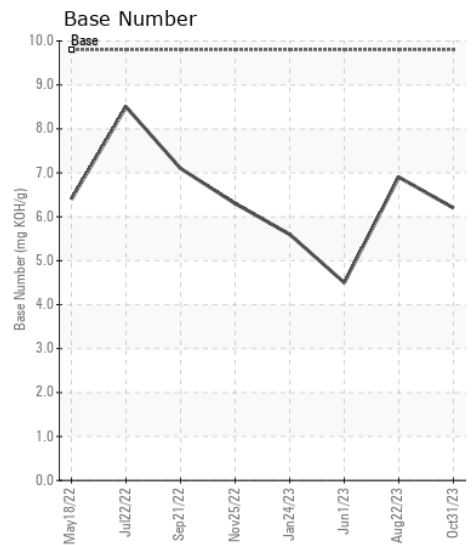
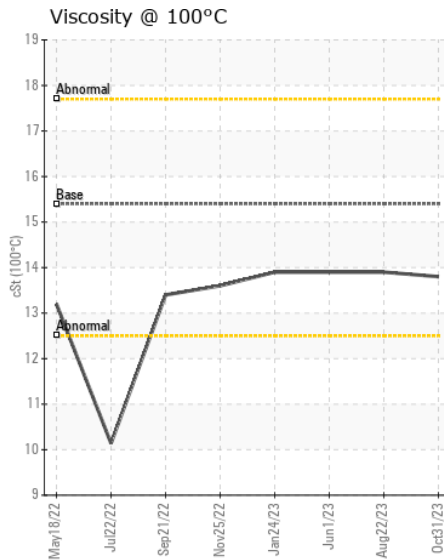
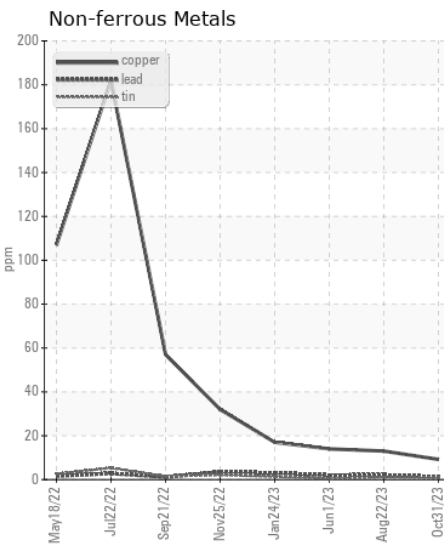
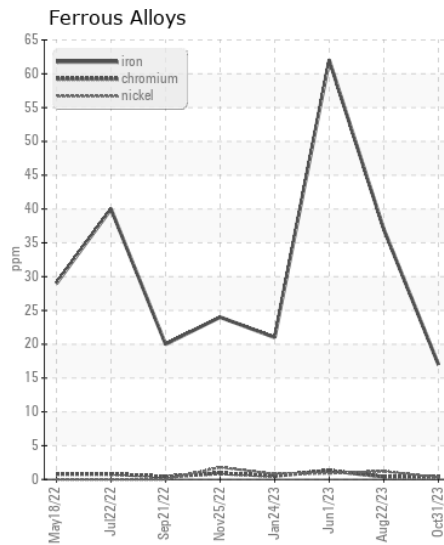
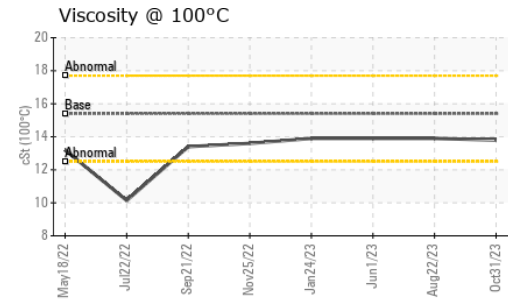
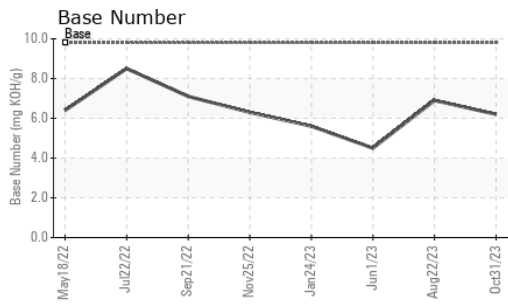
There is no indication of any contamination in the oil.

Silicon	ppm	ASTM D5185m	>25	5	8	7
Potassium	ppm	ASTM D5185m	>20	4	5	0
Fuel		WC Method	>5	<1.0	<1.0	<1.0
Water		WC Method	>0.2	NEG	NEG	NEG
Glycol		WC Method		NEG	NEG	NEG
Soot %	%	*ASTM D7844	>3	0.7	0.8	1.1
Nitration	Abs/cm	*ASTM D7624	>20	9.9	10.2	12.0
Sulfation	Abs/.1mm	*ASTM D7415	>30	22.0	22.0	26.9
Silt	scalar	*Visual	NONE	NONE	NONE	NONE
Debris	scalar	*Visual	NONE	NONE	NONE	NONE
Sand/Dirt	scalar	*Visual	NONE	NONE	NONE	NONE
Appearance	scalar	*Visual	NORML	NORML	NORML	NORML
Odor	scalar	*Visual	NORML	NORML	NORML	NORML
Emulsified Water	scalar	*Visual	>0.2	NEG	NEG	NEG

FLUID CONDITION

The BN result indicates that there is suitable alkalinity remaining in the oil. The condition of the oil is suitable for further service.

Sodium	ppm	ASTM D5185m		0	0	0
Boron	ppm	ASTM D5185m	0	<1	3	2
Barium	ppm	ASTM D5185m	0	<1	4	0
Molybdenum	ppm	ASTM D5185m	60	61	65	46
Manganese	ppm	ASTM D5185m	0	<1	<1	<1
Magnesium	ppm	ASTM D5185m	1010	875	864	498
Calcium	ppm	ASTM D5185m	1070	1073	1203	1922
Phosphorus	ppm	ASTM D5185m	1150	941	1036	967
Zinc	ppm	ASTM D5185m	1270	1146	1207	1288
Sulfur	ppm	ASTM D5185m	2060	2844	3235	4038
Oxidation	Abs/.1mm	*ASTM D7414	>25	17.8	17.7	21.3
Base Number (BN)	mg KOH/g	ASTM D2896	9.8	6.2	6.9	4.5
Visc @ 100°C	cSt	ASTM D445	15.4	13.8	13.9	13.9



Certificate L2367

Laboratory : WearCheck USA - 501 Madison Ave., Cary, NC 27513
Sample No. : NL0001695 **Received** : 01 Feb 2024
Lab Number : 06076717 **Diagnosed** : 02 Feb 2024
Unique Number : 10858808 **Diagnostician** : Wes Davis
Test Package : FLEET

FOX & JAMES NATIONALEASE - Manassas
 1145 INDUSTRIAL RD
 MANASSAS, VA
 US 20109
 Contact: JOSH ROLAND
 j.roland@foxandjames.com
 T: (571)379-5296
 F:

To discuss this sample report, contact Customer Service at 1-800-237-1369.

* - Denotes test methods that are outside of the ISO 17025 scope of accreditation.

Statements of conformity to specifications are based on the simple acceptance decision rule (JCGM 106:2012)