



# OIL ANALYSIS REPORT

WEAR	<b>NORMAL</b>
CONTAMINATION	<b>NORMAL</b>
FLUID CONDITION	<b>NORMAL</b>

Area  
**ULTRA COOLANT**  
Machine Id  
**INGERSOLL RAND UP6-25-125 PY1709U09090**  
Component  
**Compressor**

## RECOMMENDATION

Resample at the next service interval to monitor.

Test	UOM	Method	Limit/Abn	Current	History1	History2
Sample Number		Client Info		<b>UCH06082635</b>	UCH05998124	UCH05603984
Sample Date		Client Info		<b>01 Feb 2024</b>	17 Oct 2023	15 Jul 2022
Machine Age	hrs	Client Info		<b>38063</b>	37292	33826
Oil Age	hrs	Client Info		<b>0</b>	0	2624
Filter Age	hrs	Client Info		<b>2822</b>	0	2624
Oil Changed		Client Info		<b>Not Changd</b>	Changed	Not Changd
Filter Changed		Client Info		<b>Changed</b>	Changed	Changed
Sample Status				<b>NORMAL</b>	NORMAL	NORMAL

## WEAR

All component wear rates are normal.

Iron	ppm	ASTM D5185m	>50	<b>0</b>	0	0
Chromium	ppm	ASTM D5185m	>5	<b>&lt;1</b>	<1	0
Nickel	ppm	ASTM D5185m		<b>0</b>	0	0
Titanium	ppm	ASTM D5185m		<b>0</b>	0	0
Silver	ppm	ASTM D5185m		<b>0</b>	0	0
Aluminum	ppm	ASTM D5185m	>15	<b>2</b>	2	0
Lead	ppm	ASTM D5185m	>65	<b>0</b>	0	<1
Copper	ppm	ASTM D5185m	>65	<b>6</b>	4	14
Tin	ppm	ASTM D5185m	>10	<b>0</b>	0	<1
Vanadium	ppm	ASTM D5185m		<b>0</b>	0	0
White Metal	scalar	*Visual	NONE	<b>NONE</b>	NONE	NONE
Yellow Metal	scalar	*Visual	NONE	<b>NONE</b>	NONE	NONE

## CONTAMINATION


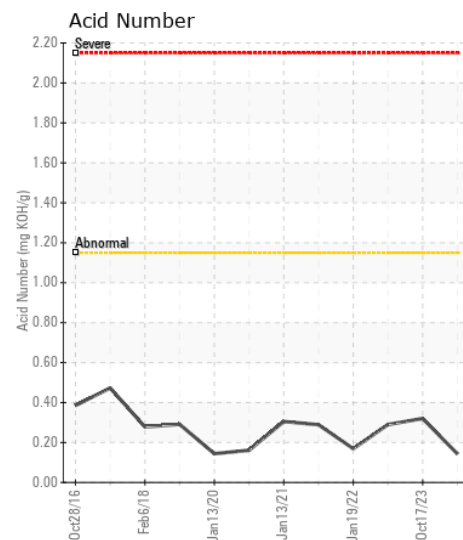
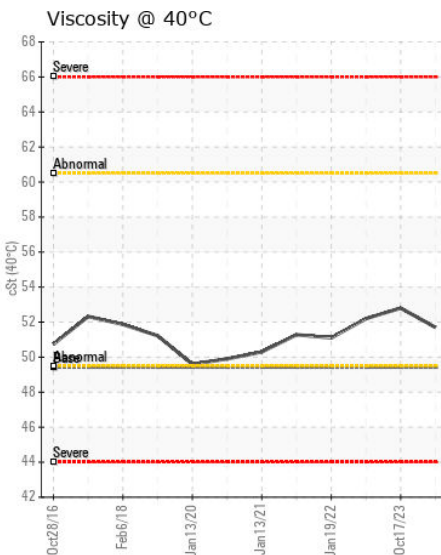
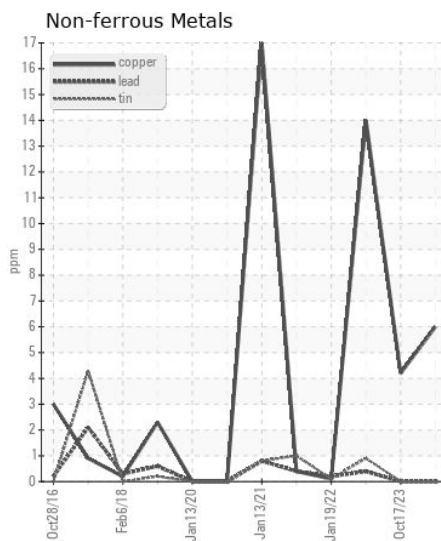
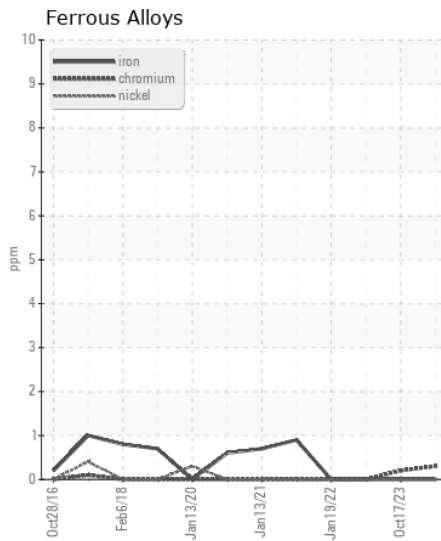
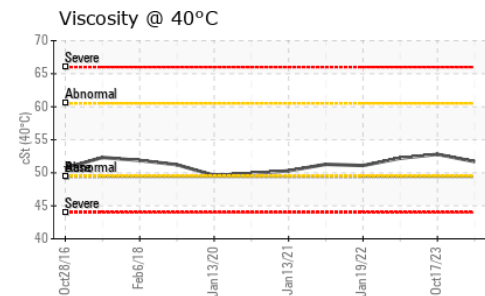
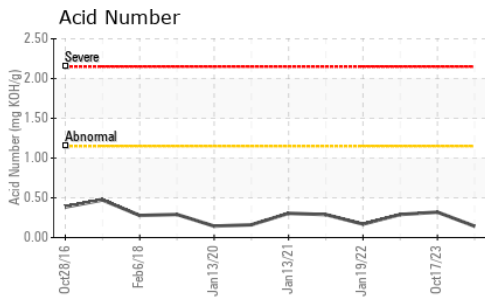
There is no indication of any contamination in the oil.

Silicon	ppm	ASTM D5185m	>35	<b>0</b>	1	<1
Potassium	ppm	ASTM D5185m	>20	<b>0</b>	5	0
Water		WC Method	>0.1	<b>NEG</b>	NEG	NEG
Silt	scalar	*Visual	NONE	<b>NONE</b>	NONE	NONE
Debris	scalar	*Visual	NONE	<b>LIGHT</b>	LIGHT	NONE
Sand/Dirt	scalar	*Visual	NONE	<b>NONE</b>	NONE	NONE
Appearance	scalar	*Visual	NORML	<b>NORML</b>	NORML	NORML
Odor	scalar	*Visual	NORML	<b>NORML</b>	NORML	NORML
Emulsified Water	scalar	*Visual	>0.1	<b>NEG</b>	NEG	NEG

## FLUID CONDITION

The AN level is acceptable for this fluid. The condition of the oil is suitable for further service.

Sodium	ppm	ASTM D5185m		<b>17</b>	68	32
Boron	ppm	ASTM D5185m	0	<b>0</b>	0	0
Barium	ppm	ASTM D5185m	500	<b>819</b>	632	686
Molybdenum	ppm	ASTM D5185m	0	<b>0</b>	0	0
Manganese	ppm	ASTM D5185m		<b>0</b>	0	0
Magnesium	ppm	ASTM D5185m	0	<b>0</b>	1	0
Calcium	ppm	ASTM D5185m	0	<b>&lt;1</b>	6	3
Phosphorus	ppm	ASTM D5185m	20	<b>38</b>	39	3
Zinc	ppm	ASTM D5185m	0	<b>0</b>	39	36
Sulfur	ppm	ASTM D5185m	200	<b>260</b>	325	417
Acid Number (AN)	mg KOH/g	ASTM D8045		<b>0.143</b>	0.32	0.29
Visc @ 40°C	cSt	ASTM D445	49.4	<b>51.7</b>	52.8	52.2



Certificate L2367

**Laboratory** : WearCheck USA - 501 Madison Ave., Cary, NC 27513

**Sample No.** : UCH06082635

**Lab Number** : 06082635

**Unique Number** : 10870080

**Test Package** : IND 2

**Received** : 07 Feb 2024

**Tested** : 08 Feb 2024

**Diagnosed** : 09 Feb 2024 - Don Baldrige

**A-L-L EQUIPMENT INC**

204 38TH ST

MOLINE, IL

US 61265

Contact: KEVIN DESPOT

kevind@a-l-equipment.com

T: (815)877-7000

F: (309)762-9950

To discuss this sample report, contact Customer Service at 1-800-237-1369.

\* - Denotes test methods that are outside of the ISO 17025 scope of accreditation.

Statements of conformity to specifications are based on the simple acceptance decision rule (JCGM 106:2012)