



WEAR	NORMAL
CONTAMINATION	NORMAL
FLUID CONDITION	ATTENTION

Machine Id
LH842685
Component
Diesel Engine
Fluid
VALVOLINE 15W40 (--- GAL)

RECOMMENDATION

Oil and filter change at the time of sampling has been noted. Resample at the next service interval to monitor.

Test	UOM	Method	Limit/Abn	Current	History1	History2
Sample Number		Client Info		IL0035094	IL05934640	IL05701115
Sample Date		Client Info		19 Jan 2024	28 Jul 2023	10 Nov 2022
Machine Age	mls	Client Info		176107	150280	111329
Oil Age	mls	Client Info		0	0	0
Filter Age	mls	Client Info		0	0	0
Oil Changed		Client Info		Changed	N/A	N/A
Filter Changed		Client Info		Changed	N/A	N/A
Sample Status				ATTENTION	ABNORMAL	ABNORMAL

WEAR

All component wear rates are normal.

Iron	ppm	ASTM D5185m	>100	53	23	▲ 110
Chromium	ppm	ASTM D5185m	>20	1	<1	1
Nickel	ppm	ASTM D5185m	>4	<1	0	<1
Titanium	ppm	ASTM D5185m		<1	0	<1
Silver	ppm	ASTM D5185m	>3	0	0	0
Aluminum	ppm	ASTM D5185m	>20	11	3	▲ 35
Lead	ppm	ASTM D5185m	>40	0	6	<1
Copper	ppm	ASTM D5185m	>330	2	1	4
Tin	ppm	ASTM D5185m	>15	<1	<1	<1
Vanadium	ppm	ASTM D5185m		<1	<1	0
White Metal	scalar	*Visual	NONE	NONE	NONE	NONE
Yellow Metal	scalar	*Visual	NONE	NONE	NONE	NONE

CONTAMINATION

Fuel content negligible. There is no indication of any contamination in the oil.

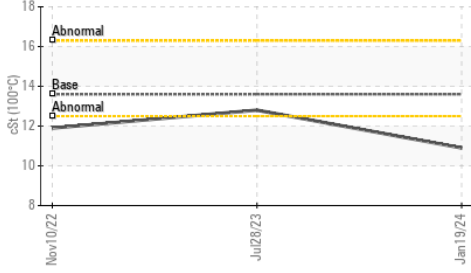
Silicon	ppm	ASTM D5185m	>25	9	6	17
Potassium	ppm	ASTM D5185m	>20	6	3	5
Fuel	%	ASTM D3524	>5	1.0	<1.0	0.7
Water		WC Method	>0.2	NEG	NEG	NEG
Glycol		WC Method		NEG	NEG	NEG
Soot %	%	*ASTM D7844	>3	1	0.5	0.3
Nitration	Abs/cm	*ASTM D7624	>20	11.7	11.9	11.2
Sulfation	Abs/.1mm	*ASTM D7415	>30	24.9	26.2	25.6
Silt	scalar	*Visual	NONE	NONE	NONE	NONE
Debris	scalar	*Visual	NONE	NONE	NONE	NONE
Sand/Dirt	scalar	*Visual	NONE	NONE	NONE	NONE
Appearance	scalar	*Visual	NORML	NORML	NORML	NORML
Odor	scalar	*Visual	NORML	NORML	NORML	NORML
Emulsified Water	scalar	*Visual	>0.2	NEG	NEG	NEG

FLUID CONDITION

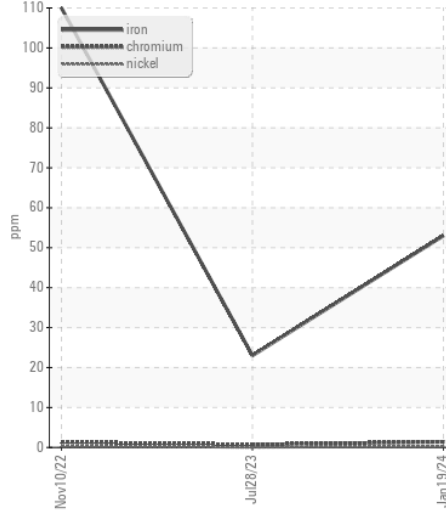
The oil viscosity is lower than normal. The BN result indicates that there is suitable alkalinity remaining in the oil. Confirm oil type.

Sodium	ppm	ASTM D5185m		3	4	8
Boron	ppm	ASTM D5185m	39	31	17	34
Barium	ppm	ASTM D5185m	1	<1	0	0
Molybdenum	ppm	ASTM D5185m	49	107	62	39
Manganese	ppm	ASTM D5185m	1	<1	<1	1
Magnesium	ppm	ASTM D5185m	616	632	710	523
Calcium	ppm	ASTM D5185m	1554	1405	1335	1031
Phosphorus	ppm	ASTM D5185m	899	848	778	572
Zinc	ppm	ASTM D5185m	1069	1023	982	647
Sulfur	ppm	ASTM D5185m	2624	2494	2892	2086
Oxidation	Abs/.1mm	*ASTM D7414	>25	21.4	25.9	31.2
Base Number (BN)	mg KOH/g	ASTM D2896	6.9	5.5	▲ 3.9	6.3
Visc @ 100°C	cSt	ASTM D445	13.6	▲ 10.9	12.8	11.9

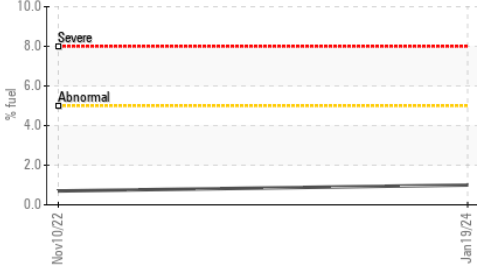
▲ Viscosity @ 100°C



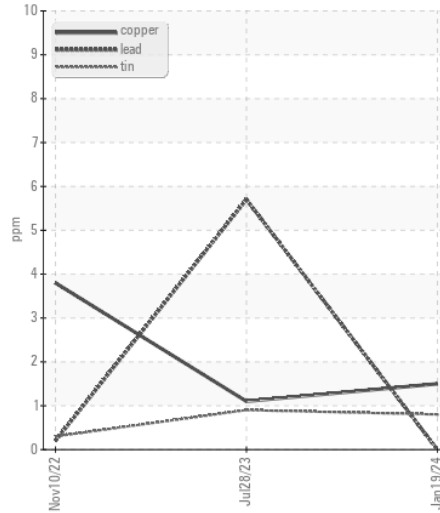
Ferrous Alloys



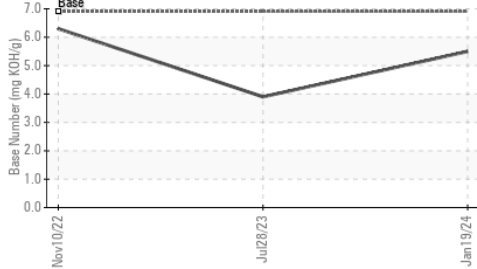
Fuel Dilution



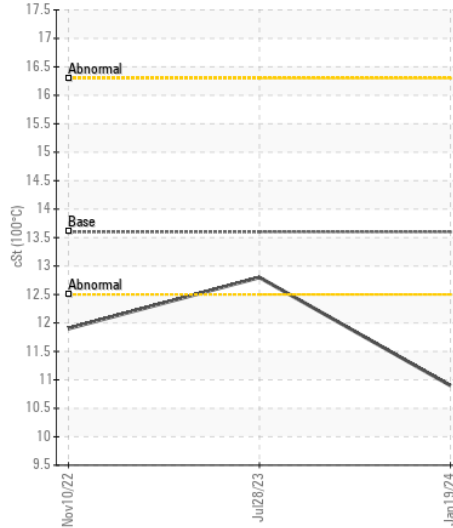
Non-ferrous Metals



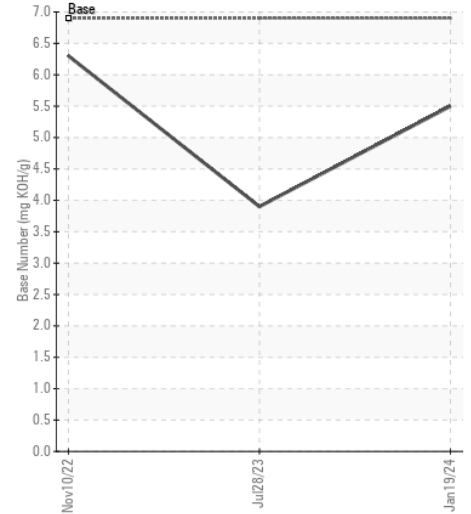
Base Number



▲ Viscosity @ 100°C



Base Number



Certificate L2367

Laboratory : WearCheck USA - 501 Madison Ave., Cary, NC 27513
 Sample No. : IL0035094 Received : 09 Feb 2024
 Lab Number : 06084507 Tested : 13 Feb 2024
 Unique Number : 10871952 Diagnosed : 13 Feb 2024 - Jonathan Hester
 Test Package : FLEET (Additional Tests: FuelDilution, PercentFuel)

TAMPA IDEALEASE
 5951 ORIENT ROAD
 TAMPA, FL 33610-9565
 Contact: Russ Cook
 russcook@idealease.com
 T: (813)626-9285
 F: (844)270-1356

To discuss this sample report, contact Customer Service at 1-800-237-1369.

* - Denotes test methods that are outside of the ISO 17025 scope of accreditation.

Statements of conformity to specifications are based on the simple acceptance decision rule (JCGM 106:2012)