



# VOLVO

## OIL ANALYSIS REPORT

WEAR	<b>NORMAL</b>
CONTAMINATION	<b>NORMAL</b>
FLUID CONDITION	<b>NORMAL</b>

Area  
**[SWO-069192]**  
 Machine Id  
**VOLVO A60H 340044**  
 Component  
**Bogie/Center Right Final Drive**  
 Fluid  
**GEAR OIL SAE 80W140 (--- GAL)**

### RECOMMENDATION

Resample at the next service interval to monitor.

Test	UOM	Method	Limit/Abn	Current	History1	History2
Sample Number		Client Info		<b>VCP446311</b>	VCP414013	VCP405932
Sample Date		Client Info		<b>01 Feb 2024</b>	04 Aug 2023	11 May 2023
Machine Age	hrs	Client Info		<b>9302</b>	8791	8303
Oil Age	hrs	Client Info		<b>0</b>	0	0
Filter Age	hrs	Client Info		<b>0</b>	0	0
Oil Changed		Client Info		<b>Not Changed</b>	Not Changed	Not Changed
Filter Changed		Client Info		<b>Not Changed</b>	Not Changed	Not Changed
Sample Status				<b>NORMAL</b>	NORMAL	NORMAL

### WEAR

All component wear rates are normal.

Iron	ppm	ASTM D5185m	>500	<b>27</b>	17	12
Chromium	ppm	ASTM D5185m	>10	<b>&lt;1</b>	0	<1
Nickel	ppm	ASTM D5185m	>10	<b>&lt;1</b>	0	0
Titanium	ppm	ASTM D5185m		<b>&lt;1</b>	0	0
Silver	ppm	ASTM D5185m		<b>0</b>	0	0
Aluminum	ppm	ASTM D5185m	>25	<b>&lt;1</b>	<1	0
Lead	ppm	ASTM D5185m	>25	<b>&lt;1</b>	0	0
Copper	ppm	ASTM D5185m	>50	<b>&lt;1</b>	2	0
Tin	ppm	ASTM D5185m	>10	<b>&lt;1</b>	0	0
Vanadium	ppm	ASTM D5185m		<b>0</b>	0	0
White Metal	scalar	*Visual	NONE	<b>NONE</b>	NONE	NONE
Yellow Metal	scalar	*Visual	NONE	<b>NONE</b>	NONE	NONE

### CONTAMINATION

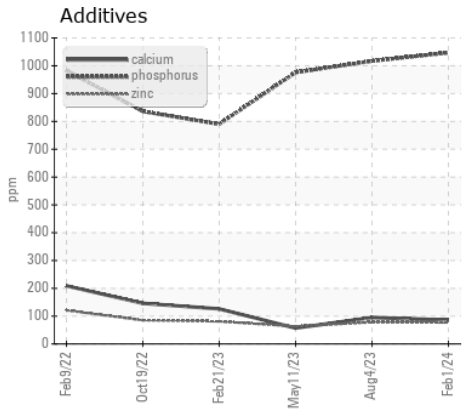
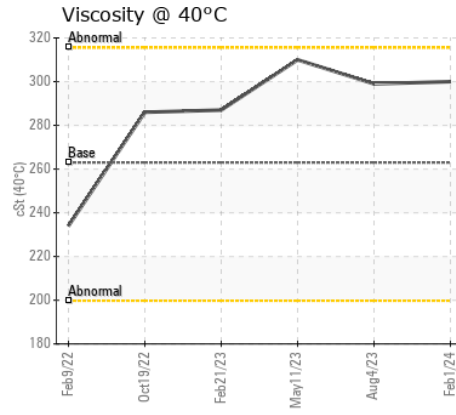
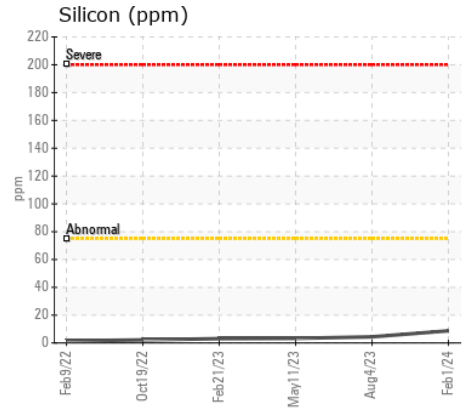
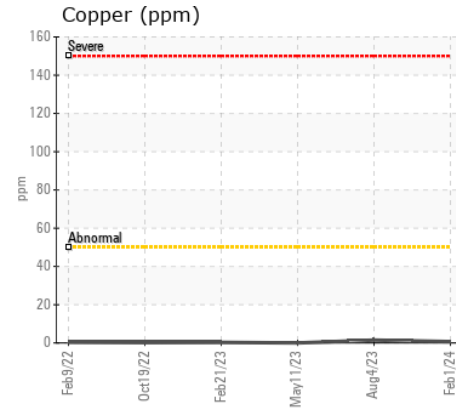
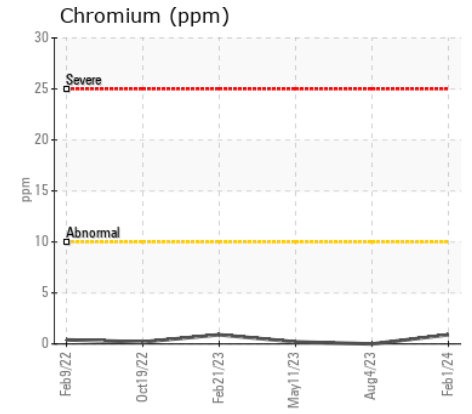
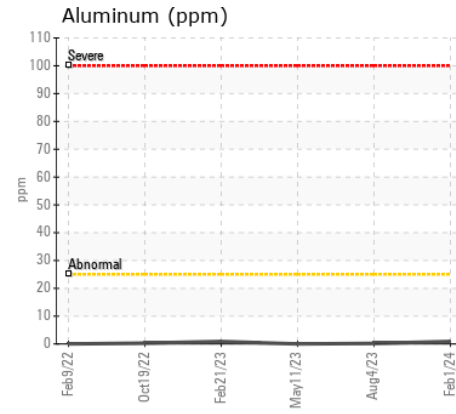
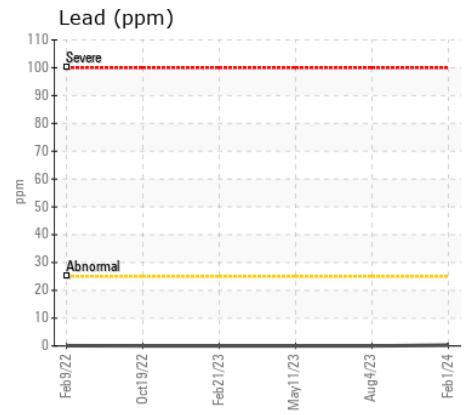
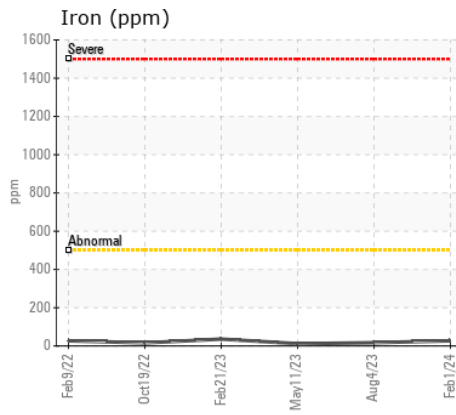
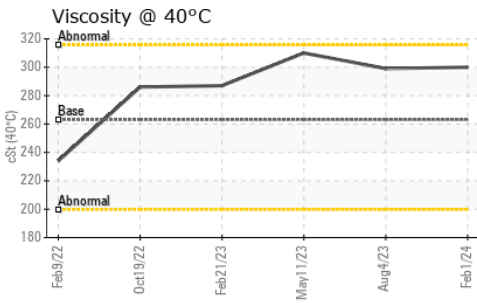
There is no indication of any contamination in the oil.

Silicon	ppm	ASTM D5185m	>75	<b>9</b>	4	3
Potassium	ppm	ASTM D5185m	>20	<b>&lt;1</b>	1	<1
Water		WC Method	>0.2	<b>NEG</b>	NEG	NEG
Silt	scalar	*Visual	NONE	<b>NONE</b>	NONE	NONE
Debris	scalar	*Visual	NONE	<b>NONE</b>	NONE	NONE
Sand/Dirt	scalar	*Visual	NONE	<b>NONE</b>	NONE	NONE
Appearance	scalar	*Visual	NORML	<b>NORML</b>	NORML	NORML
Odor	scalar	*Visual	NORML	<b>NORML</b>	NORML	NORML
Emulsified Water	scalar	*Visual	>0.2	<b>NEG</b>	NEG	NEG

### FLUID CONDITION

The condition of the oil is acceptable for the time in service.

Sodium	ppm	ASTM D5185m		<b>0</b>	0	0
Boron	ppm	ASTM D5185m	400	<b>181</b>	196	181
Barium	ppm	ASTM D5185m	200	<b>0</b>	2	0
Molybdenum	ppm	ASTM D5185m	12	<b>6</b>	2	2
Manganese	ppm	ASTM D5185m		<b>&lt;1</b>	<1	<1
Magnesium	ppm	ASTM D5185m	12	<b>43</b>	29	27
Calcium	ppm	ASTM D5185m	150	<b>86</b>	95	57
Phosphorus	ppm	ASTM D5185m	1650	<b>1047</b>	1017	976
Zinc	ppm	ASTM D5185m	125	<b>77</b>	78	63
Sulfur	ppm	ASTM D5185m	22500	<b>25120</b>	23700	23714
Visc @ 40°C	cSt	ASTM D445	263	<b>300</b>	299	310



Certificate L2367

Laboratory : WearCheck USA - 501 Madison Ave., Cary, NC 27513

Sample No. : VCP446311

Lab Number : 06085093

Unique Number : 10872538

Test Package : MOB 1

Received : 09 Feb 2024

Tested : 12 Feb 2024

Diagnosed : 12 Feb 2024 - Don Baldrige

SAIIA CONSTRUCTION LLC

4400 LEWISBURG RD

BIRMINGHAM, AL

US 35207

Contact: STEPHANI BRITTON

sbritton@saiia.com;doug.bogart@wearcheck.com

T: (205)943-2268

F: (205)943-2269

To discuss this sample report, contact Customer Service at 1-800-237-1369.

\* - Denotes test methods that are outside of the ISO 17025 scope of accreditation.

Statements of conformity to specifications are based on the simple acceptance decision rule (JCGM 106:2012)