



# VOLVO

## OIL ANALYSIS REPORT

WEAR	<b>NORMAL</b>
CONTAMINATION	<b>NORMAL</b>
FLUID CONDITION	<b>NORMAL</b>



Area  
**[SWO-069430]**  
Machine Id  
**VOLVO L70H 624496**  
Component  
**Transmission (Auto)**  
Fluid  
**{not provided} (--- GAL)**

### RECOMMENDATION

Resample at the next service interval to monitor.

Test	UOM	Method	Limit/Abn	Current	History1	History2
Sample Number		Client Info		<b>VCP446678</b>	VCP389326	VCP380961
Sample Date		Client Info		<b>06 Feb 2024</b>	18 Aug 2023	20 Dec 2022
Machine Age	hrs	Client Info		<b>1950</b>	1443	937
Oil Age	hrs	Client Info		<b>0</b>	0	0
Filter Age	hrs	Client Info		<b>0</b>	0	0
Oil Changed		Client Info		<b>Not Changed</b>	Not Changed	Not Changed
Filter Changed		Client Info		<b>Not Changed</b>	Not Changed	Not Changed
Sample Status				<b>NORMAL</b>	NORMAL	NORMAL

### WEAR

All component wear rates are normal.

Iron	ppm	ASTM D5185m	>160	<b>125</b>	105	85
Chromium	ppm	ASTM D5185m	>5	<b>1</b>	<1	<1
Nickel	ppm	ASTM D5185m	>5	<b>1</b>	<1	<1
Titanium	ppm	ASTM D5185m		<b>&lt;1</b>	0	0
Silver	ppm	ASTM D5185m	>5	<b>0</b>	0	0
Aluminum	ppm	ASTM D5185m	>50	<b>&lt;1</b>	2	<1
Lead	ppm	ASTM D5185m	>50	<b>&lt;1</b>	0	0
Copper	ppm	ASTM D5185m	>225	<b>10</b>	7	6
Tin	ppm	ASTM D5185m	>10	<b>&lt;1</b>	<1	0
Vanadium	ppm	ASTM D5185m		<b>0</b>	0	0
White Metal	scalar	*Visual	NONE	<b>NONE</b>	NONE	NONE
Yellow Metal	scalar	*Visual	NONE	<b>NONE</b>	NONE	NONE

### CONTAMINATION

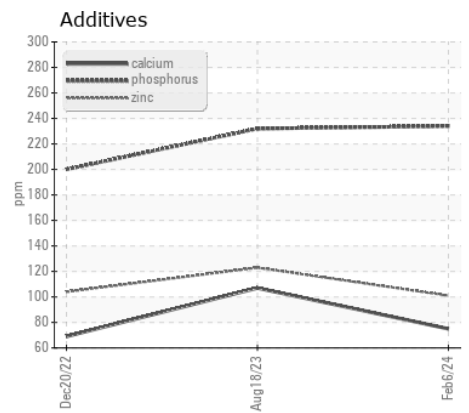
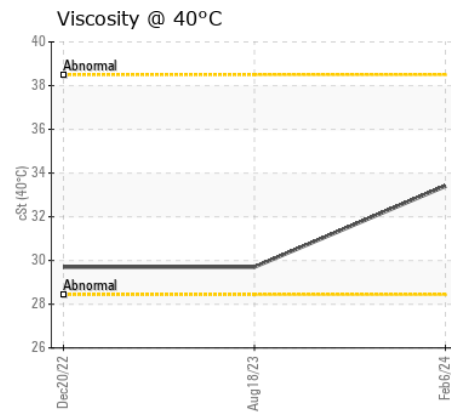
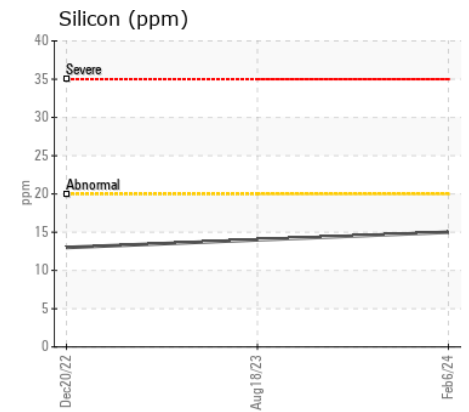
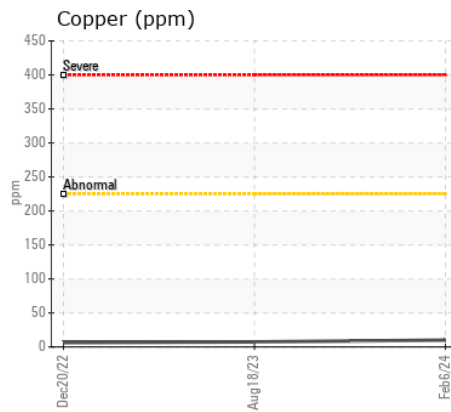
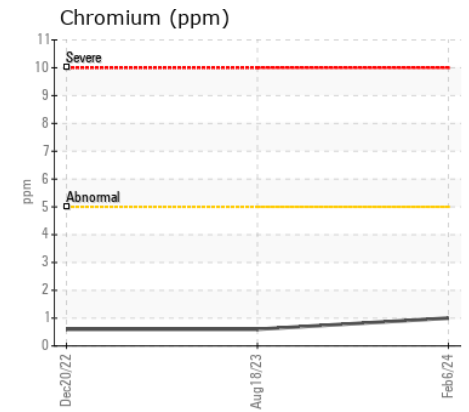
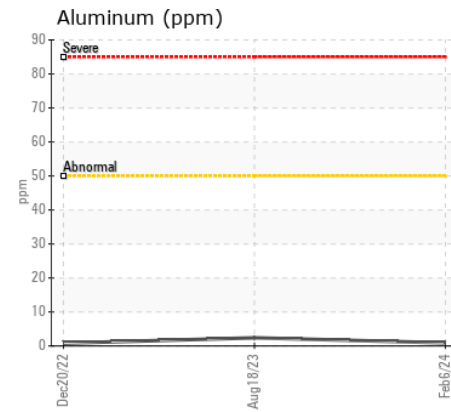
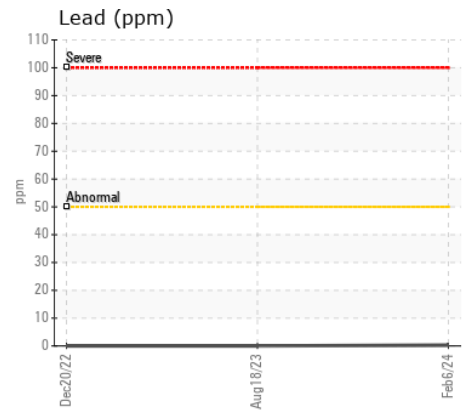
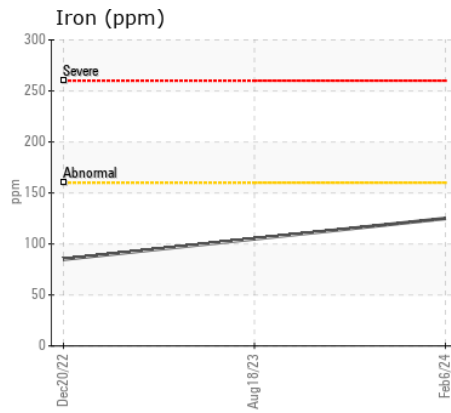
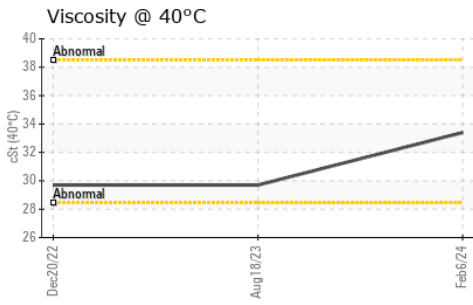
There is no indication of any contamination in the fluid.

Silicon	ppm	ASTM D5185m	>20	<b>15</b>	14	13
Potassium	ppm	ASTM D5185m	>20	<b>2</b>	<1	<1
Water		WC Method	>0.1	<b>NEG</b>	NEG	NEG
Silt	scalar	*Visual	NONE	<b>NONE</b>	NONE	NONE
Debris	scalar	*Visual	NONE	<b>NONE</b>	NONE	NONE
Sand/Dirt	scalar	*Visual	NONE	<b>NONE</b>	NONE	NONE
Appearance	scalar	*Visual	NORML	<b>NORML</b>	NORML	NORML
Odor	scalar	*Visual	NORML	<b>NORML</b>	NORML	NORML
Emulsified Water	scalar	*Visual	>0.1	<b>NEG</b>	NEG	NEG

### FLUID CONDITION

The condition of the fluid is acceptable for the time in service.

Sodium	ppm	ASTM D5185m		<b>0</b>	3	4
Boron	ppm	ASTM D5185m		<b>47</b>	44	44
Barium	ppm	ASTM D5185m		<b>0</b>	<1	0
Molybdenum	ppm	ASTM D5185m		<b>1</b>	0	<1
Manganese	ppm	ASTM D5185m		<b>11</b>	10	9
Magnesium	ppm	ASTM D5185m		<b>3</b>	4	3
Calcium	ppm	ASTM D5185m		<b>75</b>	107	69
Phosphorus	ppm	ASTM D5185m		<b>234</b>	232	200
Zinc	ppm	ASTM D5185m		<b>101</b>	123	104
Sulfur	ppm	ASTM D5185m		<b>1886</b>	2438	1972
Visc @ 40°C	cSt	ASTM D445		<b>33.4</b>	29.7	29.7



Certificate L2367

**Laboratory** : WearCheck USA - 501 Madison Ave., Cary, NC 27513  
**Sample No.** : VCP446678  
**Lab Number** : 06085109  
**Unique Number** : 10872554  
**Test Package** : MOB 1  
**Received** : 09 Feb 2024  
**Tested** : 11 Feb 2024  
**Diagnosed** : 12 Feb 2024 - Don Baldrige

**SAIIA CONSTRUCTION LLC**  
 4400 LEWISBURG RD  
 BIRMINGHAM, AL  
 US 35207  
 Contact: STEPHANI BRITTON  
 sbritton@saiia.com; doug.bogart@wearcheck.com  
 T: (205)943-2268  
 F: (205)943-2269

To discuss this sample report, contact Customer Service at 1-800-237-1369.  
 \* - Denotes test methods that are outside of the ISO 17025 scope of accreditation.  
 Statements of conformity to specifications are based on the simple acceptance decision rule (JCGM 106:2012)