



# VOLVO

## OIL ANALYSIS REPORT

WEAR	<b>NORMAL</b>
CONTAMINATION	<b>NORMAL</b>
FLUID CONDITION	<b>NORMAL</b>



Area  
**[SPM661220]**  
 Machine Id  
**VOLVO L180H 5412**  
 Component  
**Transmission (Auto)**  
 Fluid  
**VOLVO AT 102 (--- GAL)**

### RECOMMENDATION

Resample at the next service interval to monitor.

Test	UOM	Method	Limit/Abn	Current	History1	History2
Sample Number		Client Info		<b>VCP442818</b>	VCP396098	VCP303365
Sample Date		Client Info		<b>07 Feb 2024</b>	01 Feb 2023	18 Jun 2022
Machine Age	hrs	Client Info		<b>7046</b>	6657	4250
Oil Age	hrs	Client Info		<b>0</b>	2000	0
Filter Age	hrs	Client Info		<b>0</b>	0	0
Oil Changed		Client Info		<b>N/A</b>	Changed	Not Changd
Filter Changed		Client Info		<b>Changed</b>	Changed	N/A
Sample Status				<b>NORMAL</b>	NORMAL	NORMAL

### WEAR

All component wear rates are normal.

Iron	ppm	ASTM D5185m	>160	<b>86</b>	38	37
Chromium	ppm	ASTM D5185m	>5	<b>&lt;1</b>	<1	<1
Nickel	ppm	ASTM D5185m	>5	<b>0</b>	<1	0
Titanium	ppm	ASTM D5185m		<b>0</b>	0	0
Silver	ppm	ASTM D5185m	>5	<b>0</b>	0	<1
Aluminum	ppm	ASTM D5185m	>50	<b>0</b>	0	1
Lead	ppm	ASTM D5185m	>50	<b>0</b>	<1	<1
Copper	ppm	ASTM D5185m	>225	<b>7</b>	6	4
Tin	ppm	ASTM D5185m	>10	<b>0</b>	<1	<1
Vanadium	ppm	ASTM D5185m		<b>0</b>	0	<1
White Metal	scalar	*Visual	NONE	<b>NONE</b>	NONE	NONE
Yellow Metal	scalar	*Visual	NONE	<b>NONE</b>	NONE	NONE

### CONTAMINATION

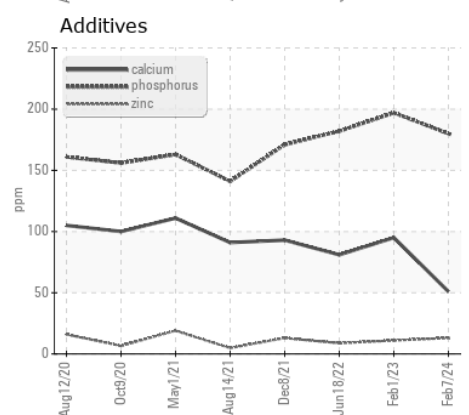
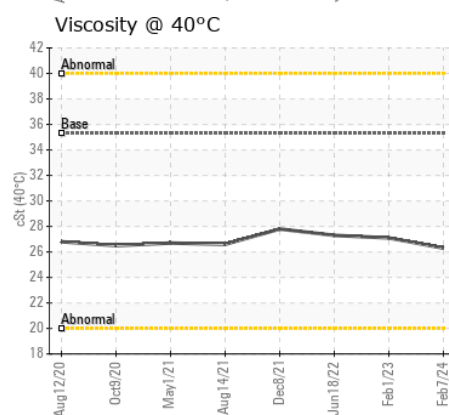
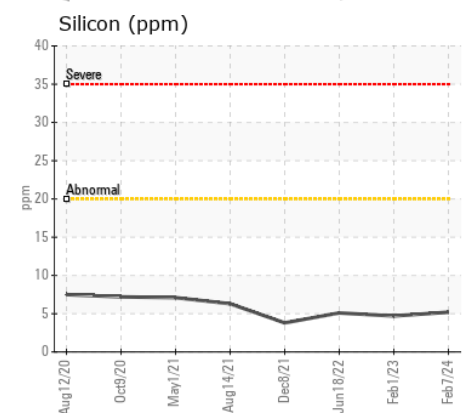
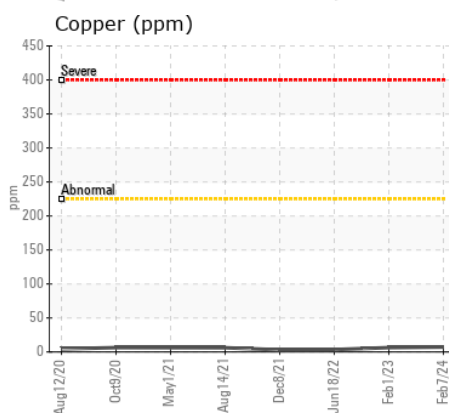
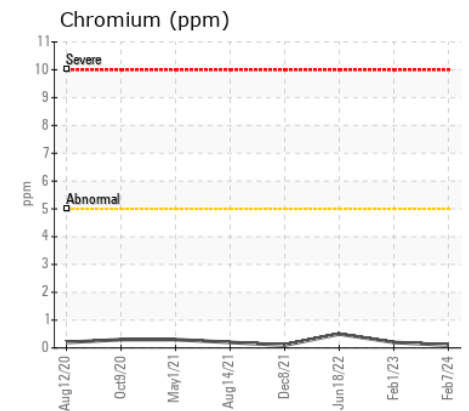
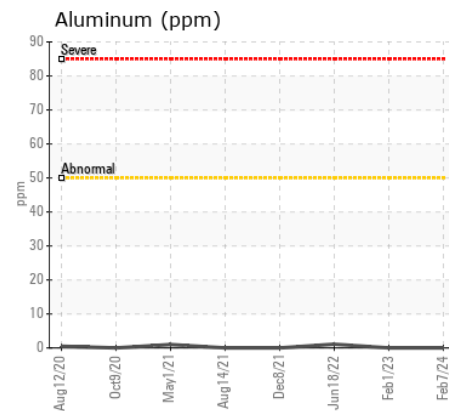
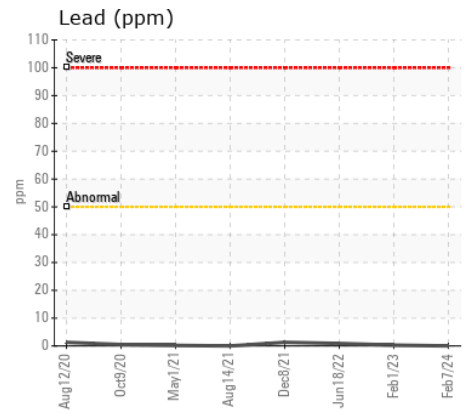
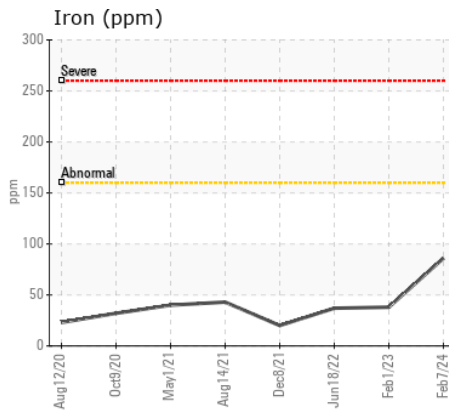
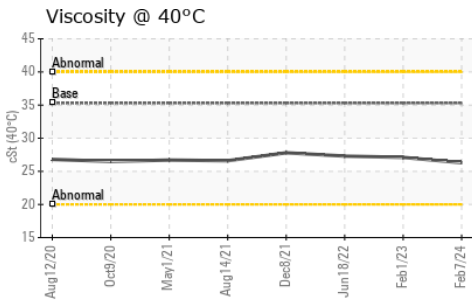
There is no indication of any contamination in the fluid.

Silicon	ppm	ASTM D5185m	>20	<b>5</b>	5	5
Potassium	ppm	ASTM D5185m	>20	<b>0</b>	2	10
Water		WC Method	>0.1	<b>NEG</b>	NEG	NEG
Silt	scalar	*Visual	NONE	<b>NONE</b>	NONE	NONE
Debris	scalar	*Visual	NONE	<b>NONE</b>	NONE	NONE
Sand/Dirt	scalar	*Visual	NONE	<b>NONE</b>	NONE	NONE
Appearance	scalar	*Visual	NORML	<b>NORML</b>	NORML	NORML
Odor	scalar	*Visual	NORML	<b>NORML</b>	NORML	NORML
Emulsified Water	scalar	*Visual	>0.1	<b>NEG</b>	NEG	NEG

### FLUID CONDITION

The condition of the fluid is acceptable for the time in service.

Sodium	ppm	ASTM D5185m		<b>3</b>	3	5
Boron	ppm	ASTM D5185m	187	<b>82</b>	74	54
Barium	ppm	ASTM D5185m	0.0	<b>&lt;1</b>	0	0
Molybdenum	ppm	ASTM D5185m	0.0	<b>0</b>	<1	<1
Manganese	ppm	ASTM D5185m	0.0	<b>2</b>	1	1
Magnesium	ppm	ASTM D5185m	6.8	<b>1</b>	2	0
Calcium	ppm	ASTM D5185m	215	<b>51</b>	95	81
Phosphorus	ppm	ASTM D5185m	445	<b>180</b>	197	182
Zinc	ppm	ASTM D5185m	56	<b>13</b>	11	9
Sulfur	ppm	ASTM D5185m	1336	<b>1447</b>	2052	1686
Visc @ 40°C	cSt	ASTM D445	35.3	<b>26.3</b>	27.1	27.3



Certificate L2367

**Laboratory** : WearCheck USA - 501 Madison Ave., Cary, NC 27513  
**Sample No.** : VCP442818  
**Lab Number** : 06086453  
**Unique Number** : 10873898  
**Test Package** : MOB 1

**CALLANAN**  
 RT 32 677 FLATBUSH RD  
 EAST KINGSTON, NY  
 US 12401  
 Contact:

To discuss this sample report, contact Customer Service at 1-800-237-1369.

\* - Denotes test methods that are outside of the ISO 17025 scope of accreditation.

Statements of conformity to specifications are based on the simple acceptance decision rule (JCGM 106:2012)

T:  
F: