



# VOLVO

## OIL ANALYSIS REPORT

WEAR	<b>NORMAL</b>
CONTAMINATION	<b>NORMAL</b>
FLUID CONDITION	<b>NORMAL</b>



Machine Id  
**VOLVO A30F 82299**  
Component  
**Transmission (Auto)**  
Fluid  
**VOLVO AT 102 (--- GAL)**

### RECOMMENDATION

Resample at the next service interval to monitor.

Test	UOM	Method	Limit/Abn	Current	History1	History2
Sample Number		Client Info		<b>VCP454336</b>	VCP345953	VCP266166
Sample Date		Client Info		<b>08 Feb 2024</b>	20 Jan 2022	30 Mar 2020
Machine Age	hrs	Client Info		<b>11488</b>	10461	10028
Oil Age	hrs	Client Info		<b>0</b>	1500	2000
Filter Age	hrs	Client Info		<b>0</b>	0	0
Oil Changed		Client Info		<b>Not Changed</b>	Not Changed	Changed
Filter Changed		Client Info		<b>Not Changed</b>	Not Changed	Changed
Sample Status				<b>NORMAL</b>	SEVERE	NORMAL

### WEAR

All component wear rates are normal.

Iron	ppm	ASTM D5185m	>85	<b>20</b>	288	39
Chromium	ppm	ASTM D5185m	>2	<b>0</b>	1	<1
Nickel	ppm	ASTM D5185m	>4	<b>&lt;1</b>	0	2
Titanium	ppm	ASTM D5185m		<b>0</b>	0	0
Silver	ppm	ASTM D5185m	>5	<b>0</b>	0	0
Aluminum	ppm	ASTM D5185m	>45	<b>10</b>	4	15
Lead	ppm	ASTM D5185m	>25	<b>2</b>	0	3
Copper	ppm	ASTM D5185m	>625	<b>7</b>	10	14
Tin	ppm	ASTM D5185m	>30	<b>2</b>	0	0
Vanadium	ppm	ASTM D5185m		<b>0</b>	0	0
White Metal	scalar	*Visual	NONE	<b>NONE</b>	NONE	NONE
Yellow Metal	scalar	*Visual	NONE	<b>NONE</b>	NONE	NONE

### CONTAMINATION

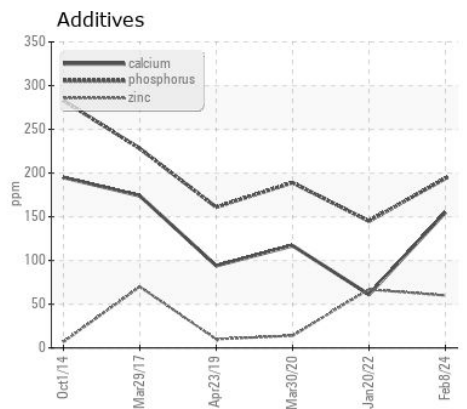
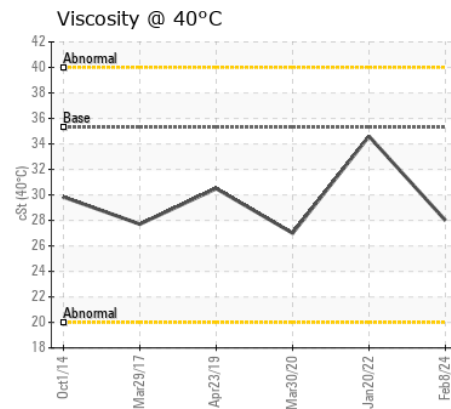
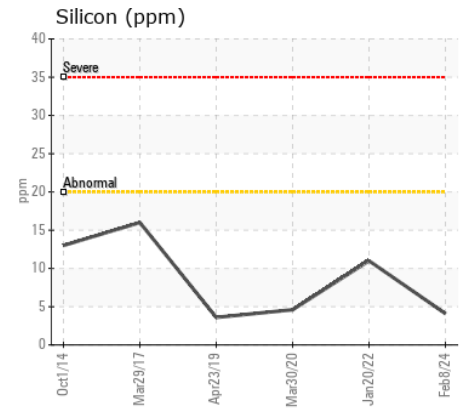
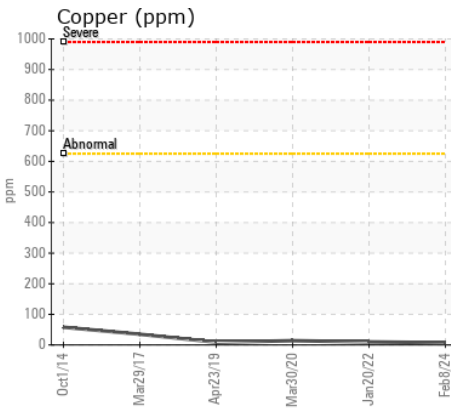
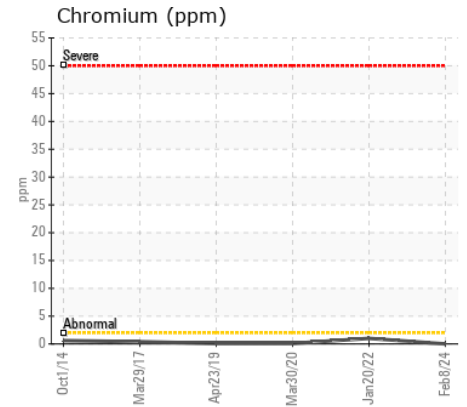
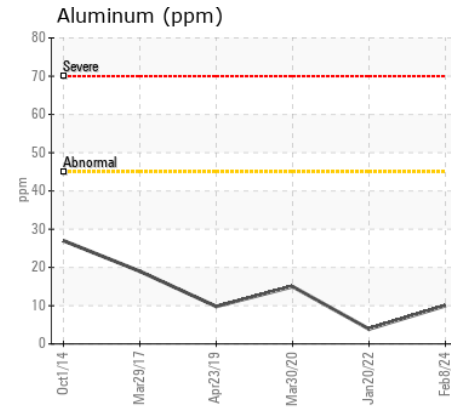
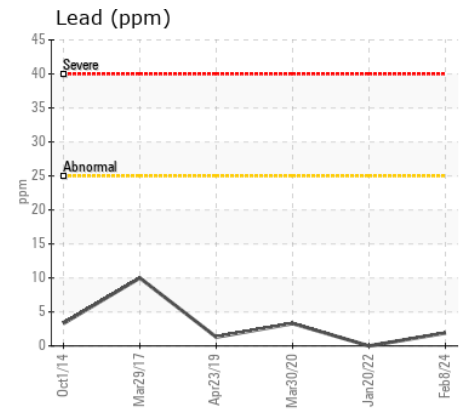
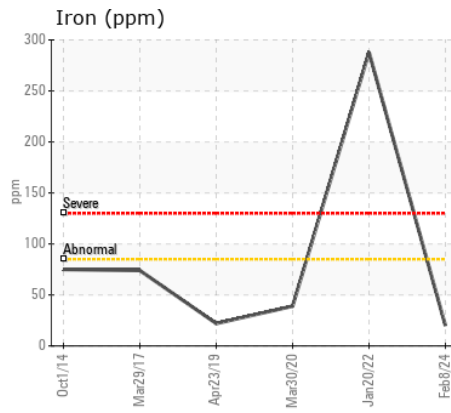
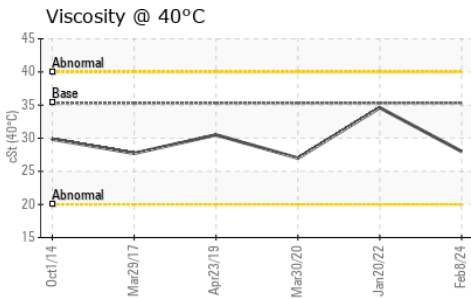
There is no indication of any contamination in the fluid.

Silicon	ppm	ASTM D5185m	>20	<b>4</b>	11	5
Potassium	ppm	ASTM D5185m	>20	<b>0</b>	3	5
Water		WC Method	>0.1	<b>NEG</b>	NEG	NEG
Silt	scalar	*Visual	NONE	<b>NONE</b>	NONE	NONE
Debris	scalar	*Visual	NONE	<b>NONE</b>	NONE	NONE
Sand/Dirt	scalar	*Visual	NONE	<b>NONE</b>	NONE	NONE
Appearance	scalar	*Visual	NORML	<b>NORML</b>	NORML	NORML
Odor	scalar	*Visual	NORML	<b>NORML</b>	NORML	NORML
Emulsified Water	scalar	*Visual	>0.1	<b>NEG</b>	NEG	NEG

### FLUID CONDITION

The condition of the fluid is acceptable for the time in service.

Sodium	ppm	ASTM D5185m		<b>2</b>	2	4
Boron	ppm	ASTM D5185m	187	<b>60</b>	40	70
Barium	ppm	ASTM D5185m	0.0	<b>0</b>	0	0
Molybdenum	ppm	ASTM D5185m	0.0	<b>&lt;1</b>	<1	<1
Manganese	ppm	ASTM D5185m	0.0	<b>&lt;1</b>	13	<1
Magnesium	ppm	ASTM D5185m	6.8	<b>8</b>	0	2
Calcium	ppm	ASTM D5185m	215	<b>155</b>	61	117
Phosphorus	ppm	ASTM D5185m	445	<b>194</b>	145	189
Zinc	ppm	ASTM D5185m	56	<b>60</b>	67	14
Sulfur	ppm	ASTM D5185m	1336	<b>2065</b>	1455	2353
Visc @ 40°C	cSt	ASTM D445	35.3	<b>28.0</b>	34.6	27.0



Certificate L2367

**Laboratory** : WearCheck USA - 501 Madison Ave., Cary, NC 27513  
**Sample No.** : VCP454336 **Received** : 13 Feb 2024  
**Lab Number** : 06087823 **Tested** : 14 Feb 2024  
**Unique Number** : 10875268 **Diagnosed** : 14 Feb 2024 - Wes Davis  
**Test Package** : MOB 1

**RIPA AND ASSOCIATES**  
 10149 FISHER AVENUE  
 TAMPA, FL  
 US 33619  
 Contact: ROBERT TURNER  
 rturner@ripatampa.com

To discuss this sample report, contact Customer Service at 1-800-237-1369.

\* - Denotes test methods that are outside of the ISO 17025 scope of accreditation.

Statements of conformity to specifications are based on the simple acceptance decision rule (JCGM 106:2012)

T:  
F: