



# VOLVO

## OIL ANALYSIS REPORT

WEAR	<b>NORMAL</b>
CONTAMINATION	<b>NORMAL</b>
FLUID CONDITION	<b>NORMAL</b>



Machine Id  
**VOLVO A40F 12386**  
Component  
**Transmission (Auto)**  
Fluid  
**MOBIL ATF (--- GAL)**

### RECOMMENDATION

Resample at the next service interval to monitor.

Test	UOM	Method	Limit/Abn	Current	History1	History2
Sample Number		Client Info		<b>VCP331516</b>	VCP362618	VCP402903
Sample Date		Client Info		<b>05 Feb 2024</b>	19 Oct 2023	19 Jul 2023
Machine Age	hrs	Client Info		<b>12336</b>	11856	11382
Oil Age	hrs	Client Info		<b>486</b>	474	434
Filter Age	hrs	Client Info		<b>0</b>	0	0
Oil Changed		Client Info		<b>Changed</b>	Changed	Changed
Filter Changed		Client Info		<b>Changed</b>	Changed	Changed
Sample Status				<b>NORMAL</b>	NORMAL	NORMAL

### WEAR

All component wear rates are normal.

Iron	ppm	ASTM D5185m	>160	<b>1</b>	11	9
Chromium	ppm	ASTM D5185m	>5	<b>0</b>	<1	0
Nickel	ppm	ASTM D5185m	>5	<b>&lt;1</b>	1	<1
Titanium	ppm	ASTM D5185m		<b>0</b>	0	<1
Silver	ppm	ASTM D5185m	>5	<b>0</b>	0	0
Aluminum	ppm	ASTM D5185m	>50	<b>7</b>	4	4
Lead	ppm	ASTM D5185m	>50	<b>&lt;1</b>	0	<1
Copper	ppm	ASTM D5185m	>225	<b>57</b>	83	64
Tin	ppm	ASTM D5185m	>10	<b>3</b>	4	4
Vanadium	ppm	ASTM D5185m		<b>&lt;1</b>	0	<1
White Metal	scalar	*Visual	NONE	<b>NONE</b>	NONE	LIGHT
Yellow Metal	scalar	*Visual	NONE	<b>NONE</b>	NONE	NONE

### CONTAMINATION

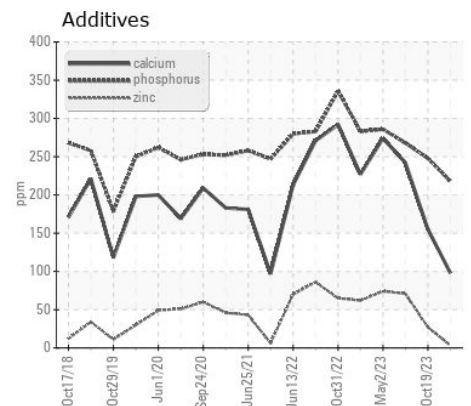
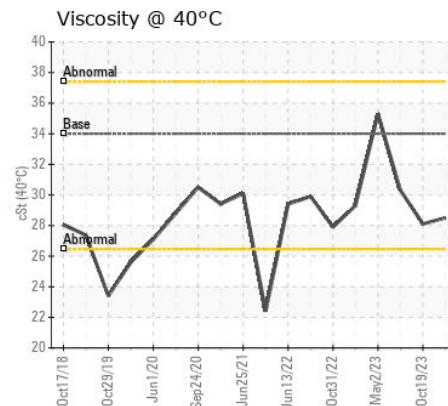
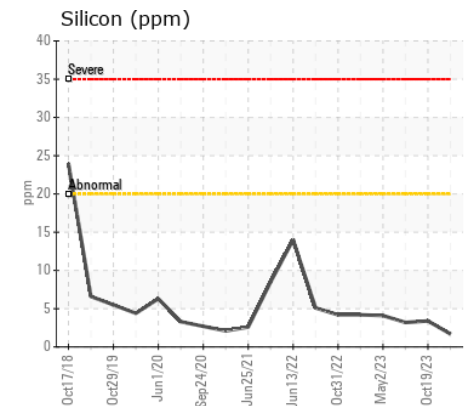
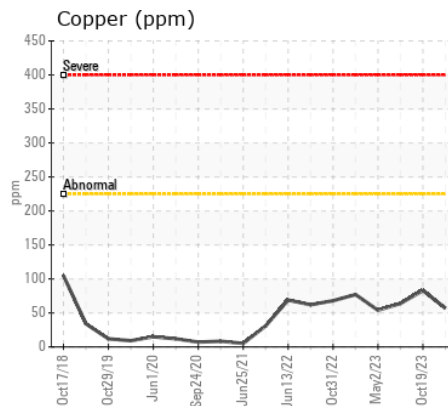
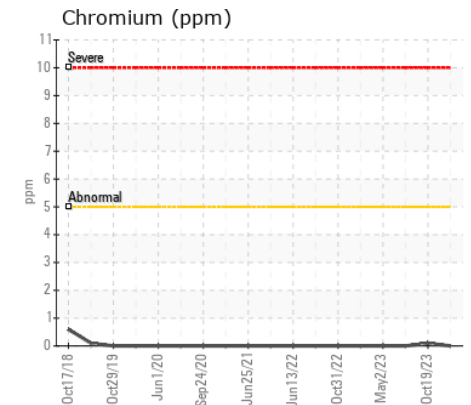
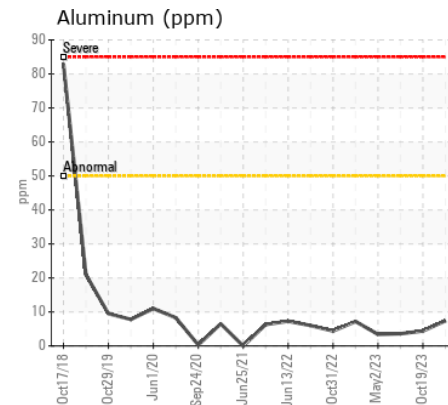
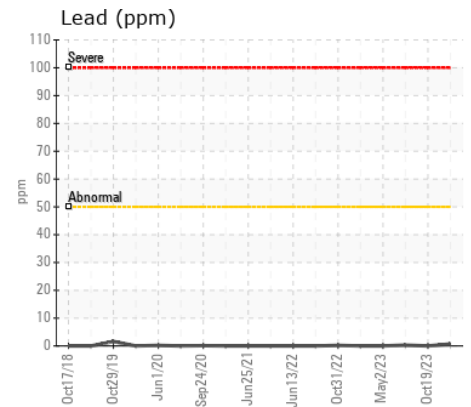
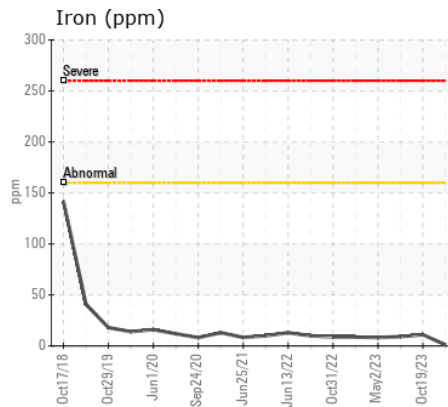
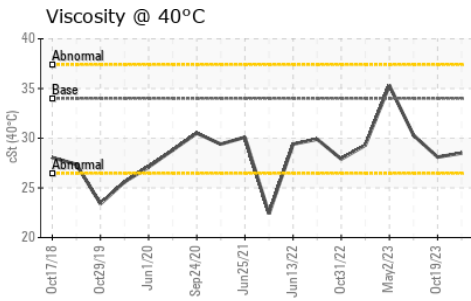
There is no indication of any contamination in the fluid.

Silicon	ppm	ASTM D5185m	>20	<b>2</b>	3	3
Potassium	ppm	ASTM D5185m	>20	<b>0</b>	2	2
Water		WC Method	>0.1	<b>NEG</b>	NEG	NEG
Silt	scalar	*Visual	NONE	<b>NONE</b>	NONE	NONE
Debris	scalar	*Visual	NONE	<b>NONE</b>	NONE	NONE
Sand/Dirt	scalar	*Visual	NONE	<b>NONE</b>	NONE	NONE
Appearance	scalar	*Visual	NORML	<b>NORML</b>	NORML	NORML
Odor	scalar	*Visual	NORML	<b>NORML</b>	NORML	NORML
Emulsified Water	scalar	*Visual	>0.1	<b>NEG</b>	NEG	NEG

### FLUID CONDITION

The condition of the fluid is acceptable for the time in service.

Sodium	ppm	ASTM D5185m		<b>3</b>	0	3
Boron	ppm	ASTM D5185m		<b>132</b>	108	95
Barium	ppm	ASTM D5185m		<b>0</b>	0	0
Molybdenum	ppm	ASTM D5185m		<b>0</b>	<1	2
Manganese	ppm	ASTM D5185m		<b>0</b>	0	<1
Magnesium	ppm	ASTM D5185m		<b>2</b>	6	18
Calcium	ppm	ASTM D5185m		<b>98</b>	155	242
Phosphorus	ppm	ASTM D5185m		<b>218</b>	248	268
Zinc	ppm	ASTM D5185m		<b>3</b>	27	71
Sulfur	ppm	ASTM D5185m		<b>743</b>	1448	1525
Visc @ 40°C	cSt	ASTM D445	34	<b>28.5</b>	28.1	30.3



Certificate L2367

**Laboratory** : WearCheck USA - 501 Madison Ave., Cary, NC 27513  
**Sample No.** : VCP331516  
**Lab Number** : 06100557  
**Unique Number** : 10898787  
**Test Package** : MOB 1

**Received** : 26 Feb 2024  
**Tested** : 27 Feb 2024  
**Diagnosed** : 28 Feb 2024 - Jonathan Hester

**SCHILDBERG CONSTRUCTION COMPANY**  
 PO BOX 358  
 GREENFIELD, IA  
 US 50849  
 Contact: SCOTT ARMSTRONG  
 sarmstrong@schildberg.com  
 T: (641)743-8237  
 F: (641)743-2486

To discuss this sample report, contact Customer Service at 1-800-237-1369.

\* - Denotes test methods that are outside of the ISO 17025 scope of accreditation.

Statements of conformity to specifications are based on the simple acceptance decision rule (JCGM 106:2012)