



OIL ANALYSIS REPORT

WEAR	NORMAL
CONTAMINATION	NORMAL
FLUID CONDITION	NORMAL

Machine Id
1805
 Component
Diesel Engine
 Fluid
DIESEL ENGINE OIL SAE 15W40 (--- QTS)

RECOMMENDATION

Resample at the next service interval to monitor. Please specify the component make and model with your next sample.

Test	UOM	Method	Limit/Abn	Current	History1	History2
Sample Number		Client Info		WC0870805	WC0870797	WC0821297
Sample Date		Client Info		22 Jan 2024	30 Oct 2023	29 Jun 2023
Machine Age	mls	Client Info		39950	34381	24027
Oil Age	mls	Client Info		0	0	0
Filter Age	mls	Client Info		0	0	0
Oil Changed		Client Info		N/A	Not Changd	Not Changd
Filter Changed		Client Info		N/A	Not Changd	Not Changd
Sample Status				NORMAL	NORMAL	NORMAL

WEAR

Metal levels are typical for a new component breaking in.

Iron	ppm	ASTM D5185m	>100	13	11	31
Chromium	ppm	ASTM D5185m	>20	<1	<1	1
Nickel	ppm	ASTM D5185m	>4	0	0	0
Titanium	ppm	ASTM D5185m		0	<1	<1
Silver	ppm	ASTM D5185m	>3	0	0	0
Aluminum	ppm	ASTM D5185m	>20	12	6	17
Lead	ppm	ASTM D5185m	>40	1	0	0
Copper	ppm	ASTM D5185m	>330	1	1	7
Tin	ppm	ASTM D5185m	>15	0	0	<1
Vanadium	ppm	ASTM D5185m		<1	0	<1
White Metal	scalar	*Visual	NONE	NONE	NONE	NONE
Yellow Metal	scalar	*Visual	NONE	NONE	NONE	NONE

CONTAMINATION

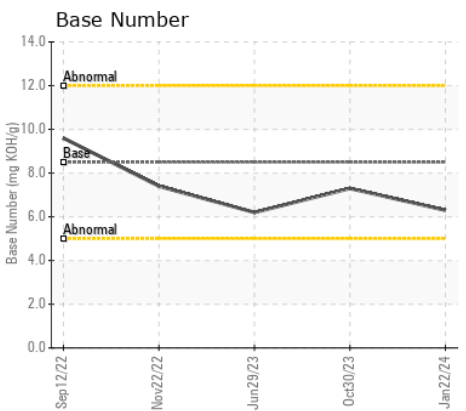
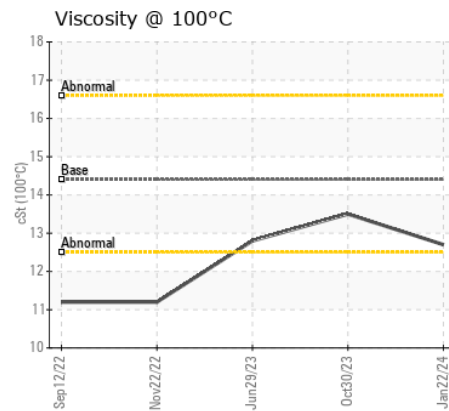
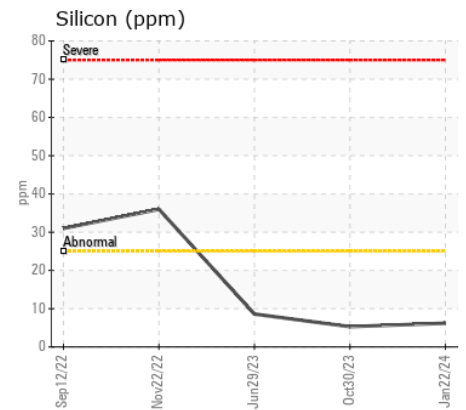
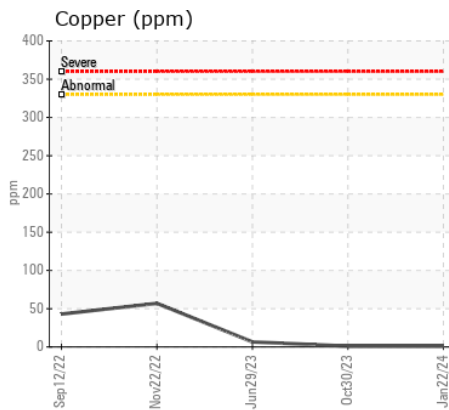
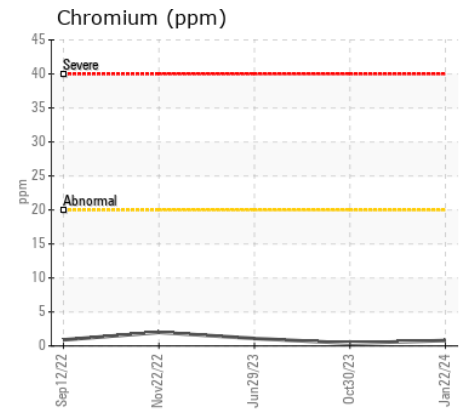
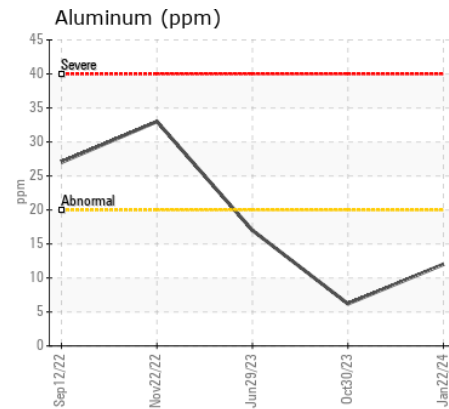
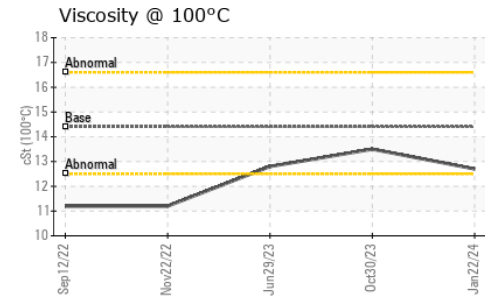
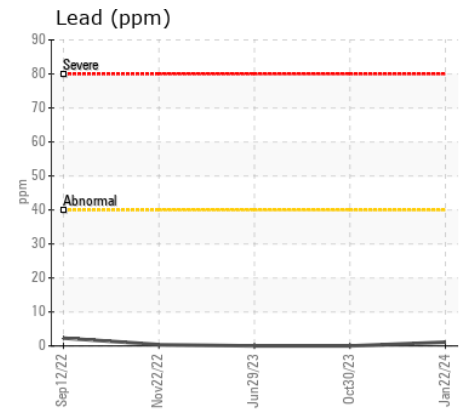
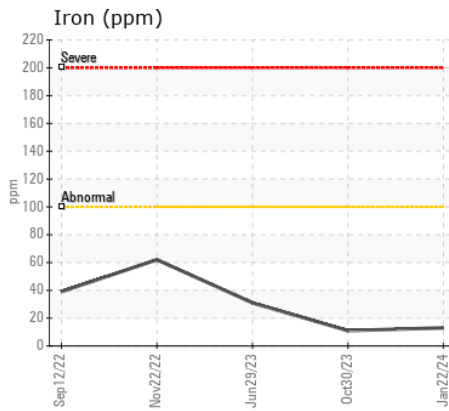
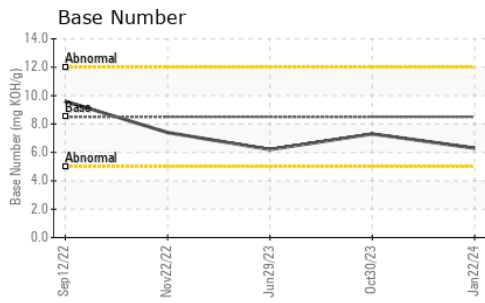
Elevated aluminum (Al) and/or lead (Pb) and potassium (K) levels in your metals analysis are likely a result of solder flux release into the lubricant and is common on new equipment/components. There is no indication of any contamination in the oil.

Silicon	ppm	ASTM D5185m	>25	6	5	9
Potassium	ppm	ASTM D5185m	>20	22	11	43
Fuel		WC Method	>5	<1.0	<1.0	<1.0
Water		WC Method	>0.2	NEG	NEG	NEG
Glycol		WC Method		NEG	NEG	NEG
Soot %	%	*ASTM D7844	>3	0.4	0.2	0.5
Nitration	Abs/cm	*ASTM D7624	>20	10.2	8.4	10.7
Sulfation	Abs/.1mm	*ASTM D7415	>30	20.1	18.4	21.1
Silt	scalar	*Visual	NONE	NONE	NONE	NONE
Debris	scalar	*Visual	NONE	NONE	NONE	NONE
Sand/Dirt	scalar	*Visual	NONE	NONE	NONE	NONE
Appearance	scalar	*Visual	NORML	NORML	NORML	NORML
Odor	scalar	*Visual	NORML	NORML	NORML	NORML
Emulsified Water	scalar	*Visual	>0.2	NEG	NEG	NEG

FLUID CONDITION

The BN result indicates that there is suitable alkalinity remaining in the oil. The condition of the oil is suitable for further service.

Sodium	ppm	ASTM D5185m	>158	3	2	4
Boron	ppm	ASTM D5185m	250	28	37	27
Barium	ppm	ASTM D5185m	10	0	6	0
Molybdenum	ppm	ASTM D5185m	100	80	83	85
Manganese	ppm	ASTM D5185m		<1	0	1
Magnesium	ppm	ASTM D5185m	450	184	169	141
Calcium	ppm	ASTM D5185m	3000	1987	2044	2231
Phosphorus	ppm	ASTM D5185m	1150	1039	1007	956
Zinc	ppm	ASTM D5185m	1350	1258	1194	1179
Sulfur	ppm	ASTM D5185m	4250	3415	3840	4093
Oxidation	Abs/.1mm	*ASTM D7414	>25	16.0	14.3	17.7
Base Number (BN)	mg KOH/g	ASTM D2896	8.5	6.3	7.3	6.2
Visc @ 100°C	cSt	ASTM D445	14.4	12.7	13.5	12.8



Certificate L2367

Laboratory : WearCheck USA - 501 Madison Ave., Cary, NC 27513
Sample No. : WC0870805 **Received** : 26 Feb 2024
Lab Number : 06100823 **Tested** : 27 Feb 2024
Unique Number : 10899053 **Diagnosed** : 27 Feb 2024 - Wes Davis
Test Package : MOB 1 (Additional Tests: TBN)

WAKE COUNTY PUBLIC SCHOOL SYSTEM
 1551 ROCK QUARRY ROAD
 RALEIGH, NC
 US 27610
 Contact: DEVIN WEBER
 dweber@wcpss.net
 T: (919)856-8076
 F: x:

To discuss this sample report, contact Customer Service at 1-800-237-1369.

* - Denotes test methods that are outside of the ISO 17025 scope of accreditation.

Statements of conformity to specifications are based on the simple acceptance decision rule (JCGM 106:2012)