



WEAR	NORMAL
CONTAMINATION	NORMAL
FLUID CONDITION	NORMAL



Machine Id
JOHN DEERE 250D 1DW250DXTDE652468

Component
Diesel Engine

Fluid
JOHN DEERE ENGINE OIL PLUS 50 II 15W40 (8 GAL)

RECOMMENDATION

Resample at the next service interval to monitor.

Test	UOM	Method	Limit/Abn	Current	History1	History2
Sample Number		Client Info		JR0200450	JRMC354188	JR0180098
Sample Date		Client Info		22 Feb 2024	23 Oct 2023	02 Oct 2023
Machine Age	hrs	Client Info		7964	7808	7751
Oil Age	hrs	Client Info		0	0	0
Filter Age	hrs	Client Info		0	0	0
Oil Changed		Client Info		Changed	N/A	Changed
Filter Changed		Client Info		Changed	N/A	Changed
Sample Status				NORMAL	NORMAL	ABNORMAL

WEAR

All component wear rates are normal.

Iron	ppm	ASTM D5185m	>51	26	13	▲ 70
Chromium	ppm	ASTM D5185m	>11	1	<1	2
Nickel	ppm	ASTM D5185m	>5	1	<1	<1
Titanium	ppm	ASTM D5185m		<1	0	<1
Silver	ppm	ASTM D5185m	>3	0	0	0
Aluminum	ppm	ASTM D5185m	>31	4	4	6
Lead	ppm	ASTM D5185m	>26	<1	0	2
Copper	ppm	ASTM D5185m	>26	3	2	10
Tin	ppm	ASTM D5185m	>4	<1	<1	<1
Vanadium	ppm	ASTM D5185m		<1	<1	<1
White Metal	scalar	*Visual	NONE	NONE	NONE	NONE
Yellow Metal	scalar	*Visual	NONE	NONE	NONE	NONE

CONTAMINATION

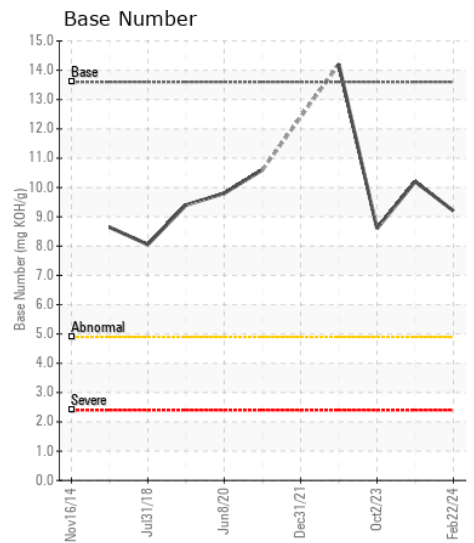
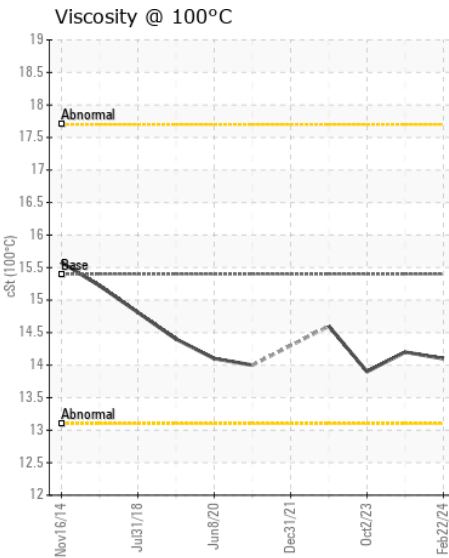
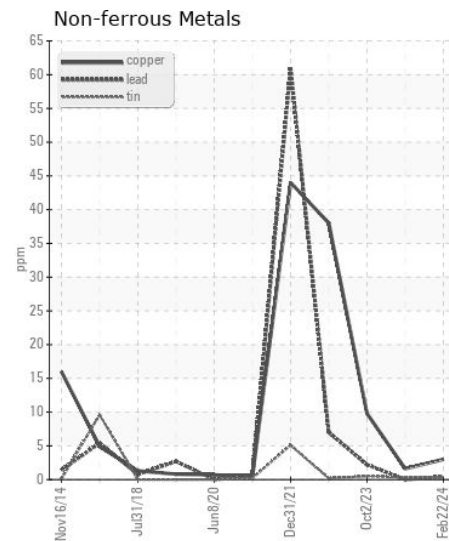
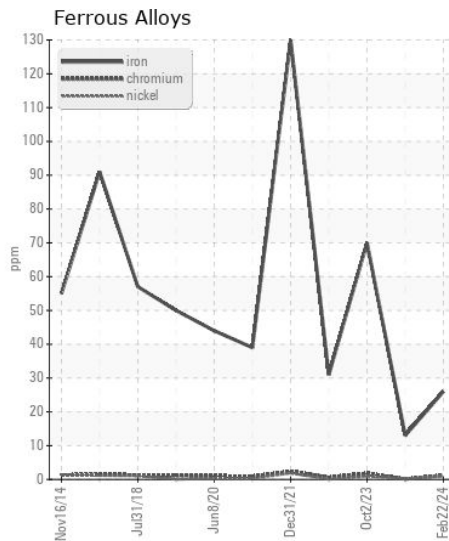
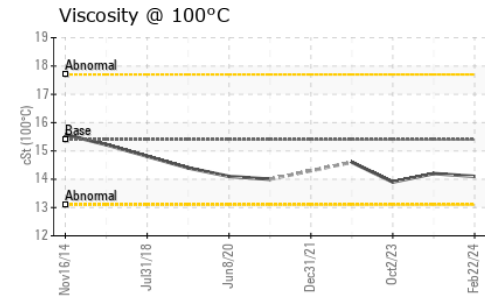
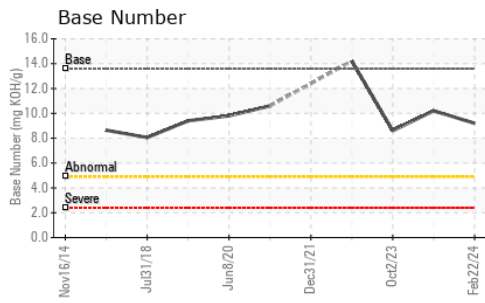
There is no indication of any contamination in the oil.

Silicon	ppm	ASTM D5185m	>22	8	8	10
Potassium	ppm	ASTM D5185m	>20	14	11	▲ 109
Fuel		WC Method	>2.1	<1.0	<1.0	<1.0
Water		WC Method	>0.21	NEG	NEG	NEG
Glycol		WC Method		NEG	NEG	NEG
Soot %	%	*ASTM D7844	>3	0.2	0.1	0.6
Nitration	Abs/cm	*ASTM D7624	>20	7.1	6.5	9.1
Sulfation	Abs/.1mm	*ASTM D7415	>30	20.4	20.2	22.1
Silt	scalar	*Visual	NONE	NONE	NONE	NONE
Debris	scalar	*Visual	NONE	NONE	NONE	NONE
Sand/Dirt	scalar	*Visual	NONE	NONE	NONE	NONE
Appearance	scalar	*Visual	NORML	NORML	NORML	NORML
Odor	scalar	*Visual	NORML	NORML	NORML	NORML
Emulsified Water	scalar	*Visual	>0.21	NEG	NEG	NEG

FLUID CONDITION

The BN result indicates that there is suitable alkalinity remaining in the oil. The condition of the oil is suitable for further service.

Sodium	ppm	ASTM D5185m	>31	10	7	▲ 70
Boron	ppm	ASTM D5185m		242	290	188
Barium	ppm	ASTM D5185m		2	<1	0
Molybdenum	ppm	ASTM D5185m		233	259	227
Manganese	ppm	ASTM D5185m		<1	<1	1
Magnesium	ppm	ASTM D5185m		710	877	863
Calcium	ppm	ASTM D5185m		1195	1447	1510
Phosphorus	ppm	ASTM D5185m		803	946	947
Zinc	ppm	ASTM D5185m		988	1186	1193
Sulfur	ppm	ASTM D5185m		3114	3401	3217
Oxidation	Abs/.1mm	*ASTM D7414	>25	14.8	14.7	16.0
Base Number (BN)	mg KOH/g	ASTM D2896	13.6	9.2	10.2	8.6
Visc @ 100°C	cSt	ASTM D445	15.4	14.1	14.2	13.9



Certificate L2367

Laboratory : WearCheck USA - 501 Madison Ave., Cary, NC 27513
Sample No. : JR0200450 **Received** : 27 Feb 2024
Lab Number : 06101418 **Tested** : 28 Feb 2024
Unique Number : 10899648 **Diagnosed** : 28 Feb 2024 - Wes Davis
Test Package : CONST (Additional Tests: TBN)

HENDERSON INC
 5806 MOORETOWN RD
 WILLIAMSBURG, VA
 US 23188
 Contact: TERRY THOMPSON
 terry@hendersoninc.com
 T: (757)603-0418
 F:

To discuss this sample report, contact Customer Service at 1-800-237-1369.
 * - Denotes test methods that are outside of the ISO 17025 scope of accreditation.
 Statements of conformity to specifications are based on the simple acceptance decision rule (JCGM 106:2012)