



WEAR	<b>NORMAL</b>
CONTAMINATION	<b>NORMAL</b>
FLUID CONDITION	<b>NORMAL</b>



Machine Id  
**JOHN DEERE 250D 1DW250DXTDE652468**  
Component  
**Rear Right Final Drive**  
Fluid  
**JOHN DEERE GL-5 80W90 (--- GAL)**

### RECOMMENDATION

Resample at the next service interval to monitor.

Test	UOM	Method	Limit/Abn	Current	History1	History2
Sample Number		Client Info		<b>JR0200442</b>	JR0049223	---
Sample Date		Client Info		<b>22 Feb 2024</b>	08 Jun 2020	---
Machine Age	hrs	Client Info		<b>7964</b>	5972	---
Oil Age	hrs	Client Info		<b>0</b>	0	---
Filter Age	hrs	Client Info		<b>0</b>	0	---
Oil Changed		Client Info		<b>Changed</b>	Changed	---
Filter Changed		Client Info		<b>N/A</b>	N/A	---
Sample Status				<b>NORMAL</b>	NORMAL	---

### WEAR

All component wear rates are normal.

PQ		ASTM D8184	>1250	<b>18</b>	68	---
Iron	ppm	ASTM D5185m	>750	<b>150</b>	194	---
Chromium	ppm	ASTM D5185m	>9	<b>1</b>	2	---
Nickel	ppm	ASTM D5185m	>10	<b>2</b>	3	---
Titanium	ppm	ASTM D5185m		<b>&lt;1</b>	<1	---
Silver	ppm	ASTM D5185m		<b>0</b>	0	---
Aluminum	ppm	ASTM D5185m	>40	<b>&lt;1</b>	3	---
Lead	ppm	ASTM D5185m	>15	<b>0</b>	0	---
Copper	ppm	ASTM D5185m	>40	<b>2</b>	2	---
Tin	ppm	ASTM D5185m	>10	<b>0</b>	<1	---
Vanadium	ppm	ASTM D5185m		<b>0</b>	0	---
White Metal	scalar	*Visual	NONE	<b>NONE</b>	VLITE	---
Yellow Metal	scalar	*Visual	NONE	<b>NONE</b>	NONE	---

### CONTAMINATION

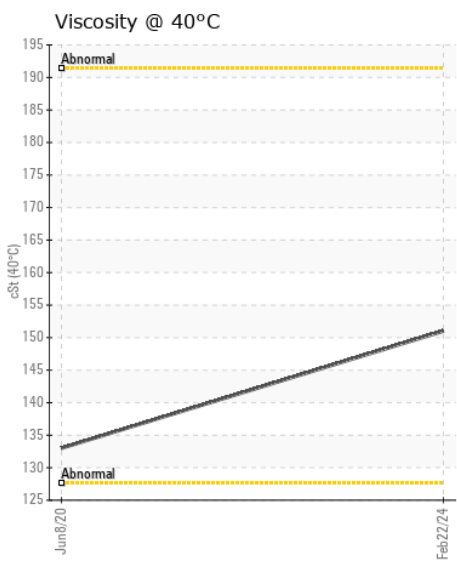
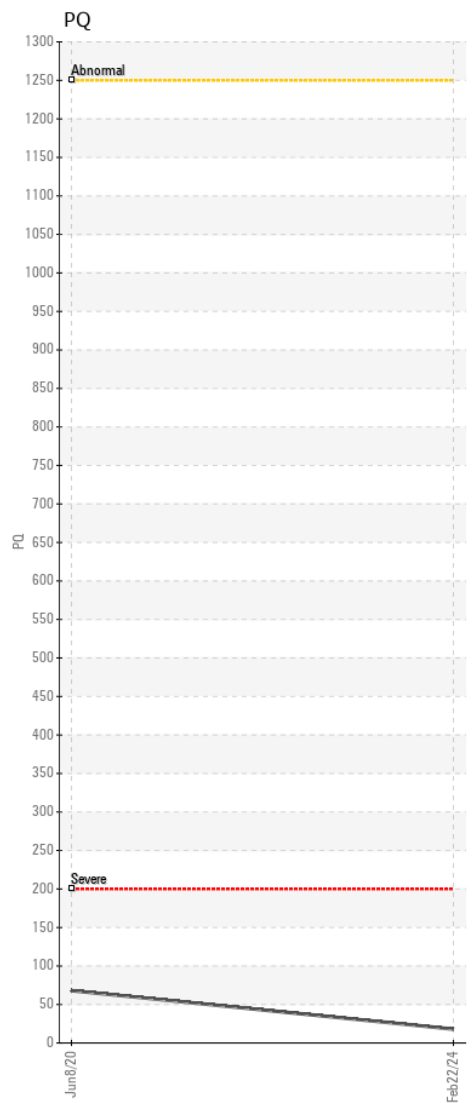
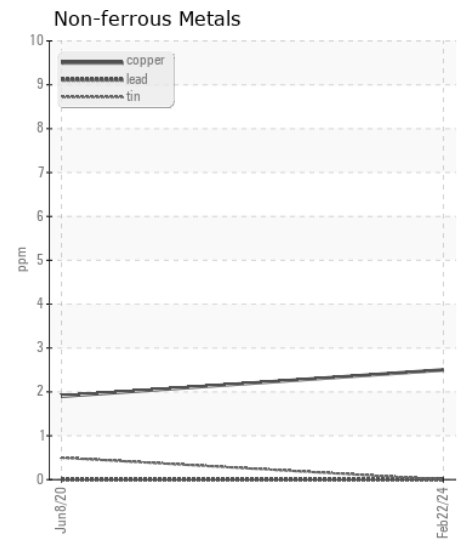
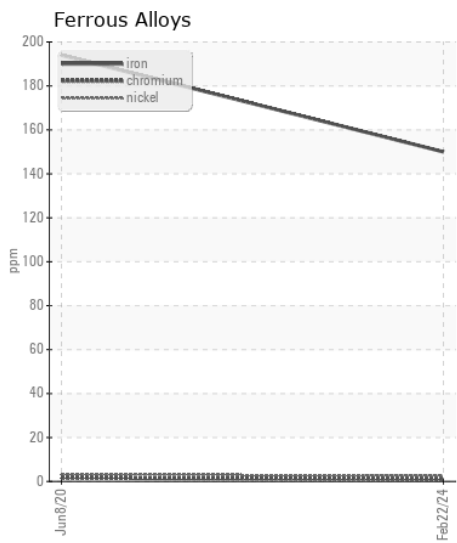
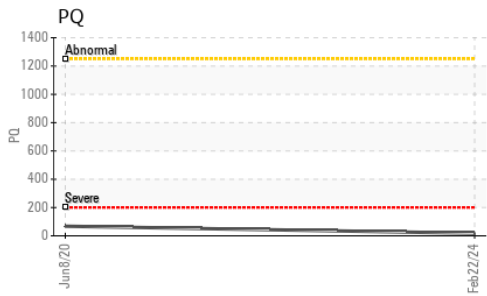
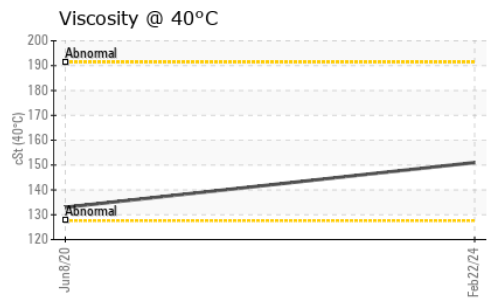
There is no indication of any contamination in the oil.

Silicon	ppm	ASTM D5185m	>75	<b>4</b>	8	---
Potassium	ppm	ASTM D5185m	>20	<b>&lt;1</b>	2	---
Water		WC Method	>0.075	<b>NEG</b>	NEG	---
Silt	scalar	*Visual	NONE	<b>NONE</b>	NONE	---
Debris	scalar	*Visual	NONE	<b>NONE</b>	VLITE	---
Sand/Dirt	scalar	*Visual	NONE	<b>NONE</b>	NONE	---
Appearance	scalar	*Visual	NORML	<b>NORML</b>	NORML	---
Odor	scalar	*Visual	NORML	<b>NORML</b>	NORML	---
Emulsified Water	scalar	*Visual	>0.075	<b>NEG</b>	NEG	---

### FLUID CONDITION

The condition of the oil is acceptable for the time in service.

Sodium	ppm	ASTM D5185m	>51	<b>3</b>	1	---
Boron	ppm	ASTM D5185m		<b>35</b>	26	---
Barium	ppm	ASTM D5185m		<b>0</b>	0	---
Molybdenum	ppm	ASTM D5185m		<b>14</b>	16	---
Manganese	ppm	ASTM D5185m		<b>2</b>	2	---
Magnesium	ppm	ASTM D5185m		<b>4</b>	<1	---
Calcium	ppm	ASTM D5185m		<b>15</b>	20	---
Phosphorus	ppm	ASTM D5185m		<b>2437</b>	1103	---
Zinc	ppm	ASTM D5185m		<b>2</b>	23	---
Sulfur	ppm	ASTM D5185m		<b>29764</b>	17068	---
Visc @ 40°C	cSt	ASTM D445		<b>151</b>	133	---



Certificate L2367

**Laboratory** : WearCheck USA - 501 Madison Ave., Cary, NC 27513  
**Sample No.** : JR0200442 **Received** : 27 Feb 2024  
**Lab Number** : 06101965 **Tested** : 28 Feb 2024  
**Unique Number** : 10900195 **Diagnosed** : 29 Feb 2024 - Sean Felton  
**Test Package** : CONST ( Additional Tests: PQ )

**HENDERSON INC**  
 5806 MOORETOWN RD  
 WILLIAMSBURG, VA  
 US 23188  
 Contact: TERRY THOMPSON  
 terry@hendersoninc.com  
 T: (757)603-0418  
 F:

To discuss this sample report, contact Customer Service at 1-800-237-1369.

\* - Denotes test methods that are outside of the ISO 17025 scope of accreditation.

Statements of conformity to specifications are based on the simple acceptance decision rule (JCGM 106:2012)