



# VOLVO

## OIL ANALYSIS REPORT

WEAR	<b>NORMAL</b>
CONTAMINATION	<b>NORMAL</b>
FLUID CONDITION	<b>NORMAL</b>



Area  
**[SWO-069775]**  
Machine Id  
**VOLVO A60H 350021**  
Component  
**Transmission**  
Fluid  
**VOLVO ULTRA DIESEL ENGINE OIL 15W40 VDS-3 (--- GAL)**

### RECOMMENDATION

Resample at the next service interval to monitor.

Test	UOM	Method	Limit/Abn	Current	History1	History2
Sample Number		Client Info		<b>VCP416169</b>	VCP427449	VCP424639
Sample Date		Client Info		<b>15 Feb 2024</b>	25 Sep 2023	12 Jun 2023
Machine Age	hrs	Client Info		<b>7887</b>	7398	6877
Oil Age	hrs	Client Info		<b>0</b>	0	0
Filter Age	hrs	Client Info		<b>0</b>	0	0
Oil Changed		Client Info		<b>Changed</b>	Not Changd	Changed
Filter Changed		Client Info		<b>Changed</b>	Not Changd	Changed
Sample Status				<b>NORMAL</b>	NORMAL	ABNORMAL

### WEAR

All component wear rates are normal.

Iron	ppm	ASTM D5185m	>100	<b>5</b>	3	6
Chromium	ppm	ASTM D5185m	>20	<b>&lt;1</b>	0	0
Nickel	ppm	ASTM D5185m	>10	<b>1</b>	<1	<1
Titanium	ppm	ASTM D5185m		<b>&lt;1</b>	0	<1
Silver	ppm	ASTM D5185m		<b>5</b>	7	6
Aluminum	ppm	ASTM D5185m	>30	<b>2</b>	4	2
Lead	ppm	ASTM D5185m	>50	<b>&lt;1</b>	0	0
Copper	ppm	ASTM D5185m	>50	<b>2</b>	2	2
Tin	ppm	ASTM D5185m	>20	<b>&lt;1</b>	0	0
Vanadium	ppm	ASTM D5185m		<b>&lt;1</b>	0	0
White Metal	scalar	*Visual	NONE	<b>NONE</b>	NONE	NONE
Yellow Metal	scalar	*Visual	NONE	<b>NONE</b>	NONE	NONE

### CONTAMINATION

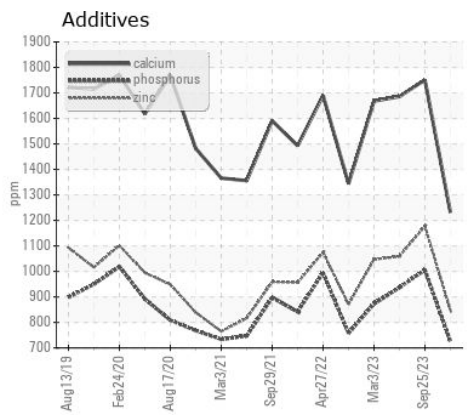
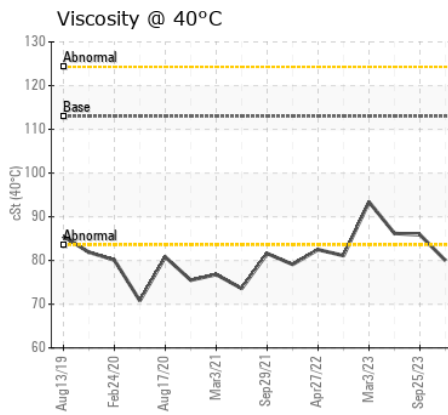
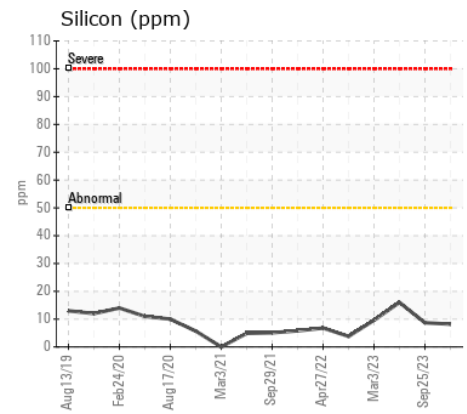
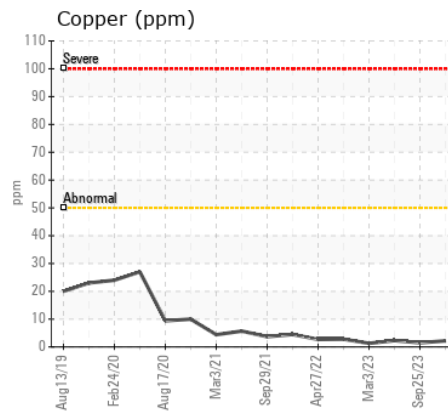
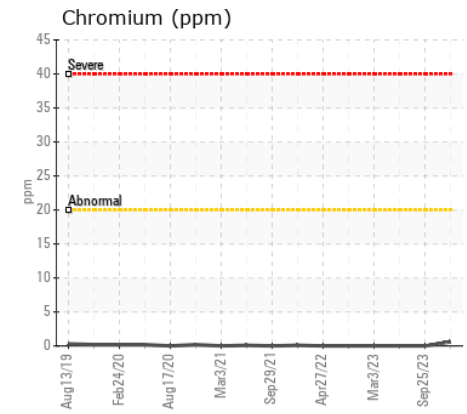
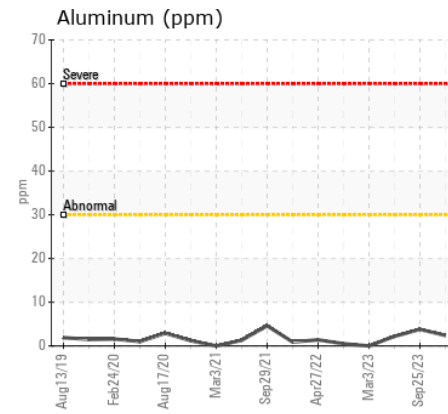
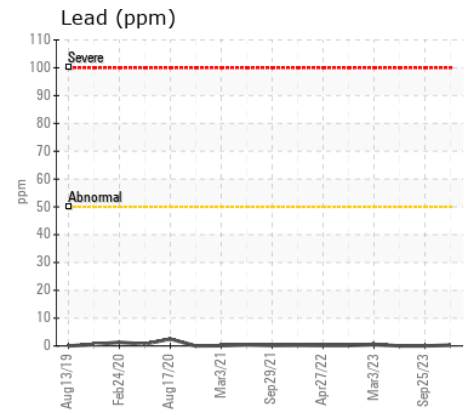
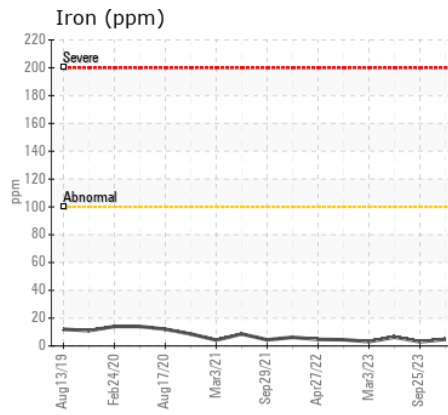
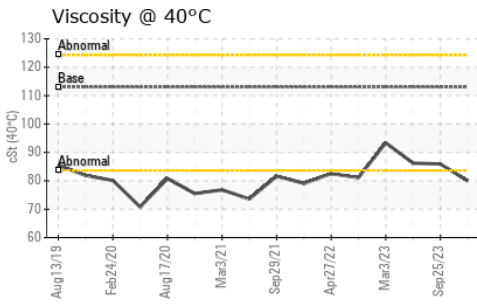
There is no indication of any contamination in the fluid.

Silicon	ppm	ASTM D5185m	>50	<b>8</b>	9	16
Potassium	ppm	ASTM D5185m	>20	<b>2</b>	0	2
Water		WC Method	>0.2	<b>NEG</b>	NEG	NEG
Silt	scalar	*Visual	NONE	<b>NONE</b>	NONE	▲ MODER
Debris	scalar	*Visual	NONE	<b>NONE</b>	LIGHT	NONE
Sand/Dirt	scalar	*Visual	NONE	<b>NONE</b>	NONE	NONE
Appearance	scalar	*Visual	NORML	<b>NORML</b>	NORML	NORML
Odor	scalar	*Visual	NORML	<b>NORML</b>	NORML	NORML
Emulsified Water	scalar	*Visual	>0.2	<b>NEG</b>	NEG	NEG

### FLUID CONDITION

The condition of the fluid is acceptable for the time in service.

Sodium	ppm	ASTM D5185m		<b>2</b>	2	<1
Boron	ppm	ASTM D5185m	2.5	<b>94</b>	84	83
Barium	ppm	ASTM D5185m	0.0	<b>1</b>	0	2
Molybdenum	ppm	ASTM D5185m	0.7	<b>61</b>	40	44
Manganese	ppm	ASTM D5185m	0.0	<b>&lt;1</b>	<1	<1
Magnesium	ppm	ASTM D5185m	256	<b>451</b>	531	496
Calcium	ppm	ASTM D5185m	2057	<b>1232</b>	1751	1686
Phosphorus	ppm	ASTM D5185m	935	<b>726</b>	1006	937
Zinc	ppm	ASTM D5185m	1223	<b>849</b>	1178	1059
Sulfur	ppm	ASTM D5185m	4079	<b>3101</b>	3319	3329
Visc @ 40°C	cSt	ASTM D445	113	<b>80.0</b>	85.9	86.2



Certificate L2367

**Laboratory** : WearCheck USA - 501 Madison Ave., Cary, NC 27513

**Sample No.** : VCP416169

**Lab Number** : 06102106

**Unique Number** : 10900336

**Test Package** : MOB 1

**Received** : 27 Feb 2024

**Tested** : 28 Feb 2024

**Diagnosed** : 29 Feb 2024 - Jonathan Hester

**SAIIA CONSTRUCTION LLC**

4400 LEWISBURG RD

BIRMINGHAM, AL

US 35207

Contact: STEPHANI BRITTON

sbritton@saiia.com;doug.bogart@wearcheck.com

T: (205)943-2268

F: (205)943-2269

To discuss this sample report, contact Customer Service at 1-800-237-1369.

\* - Denotes test methods that are outside of the ISO 17025 scope of accreditation.

Statements of conformity to specifications are based on the simple acceptance decision rule (JCGM 106:2012)