



# VOLVO

## OIL ANALYSIS REPORT

WEAR	<b>NORMAL</b>
CONTAMINATION	<b>NORMAL</b>
FLUID CONDITION	<b>NORMAL</b>



Area  
**[662069]**  
Machine Id  
**VOLVO A35F 10350**  
Component  
**Rear Axle**  
Fluid  
**VOLVO PREMIUM GEAR OIL 85W-140 GL-5 (--- GAL)**

### RECOMMENDATION

Resample at the next service interval to monitor.

Test	UOM	Method	Limit/Abn	Current	History1	History2
Sample Number		Client Info		<b>VCP452095</b>	VCP311951	VCP148440
Sample Date		Client Info		<b>01 Feb 2024</b>	18 Jun 2021	05 Sep 2019
Machine Age	hrs	Client Info		<b>12432</b>	11179	10039
Oil Age	hrs	Client Info		<b>4000</b>	1000	2000
Filter Age	hrs	Client Info		<b>0</b>	0	0
Oil Changed		Client Info		<b>Changed</b>	Not Changd	Changed
Filter Changed		Client Info		<b>Changed</b>	Not Changd	Changed
Sample Status				<b>NORMAL</b>	NORMAL	NORMAL

### WEAR

All component wear rates are normal.

Iron	ppm	ASTM D5185m	>900	<b>33</b>	14	23
Chromium	ppm	ASTM D5185m	>20	<b>&lt;1</b>	<1	<1
Nickel	ppm	ASTM D5185m	>10	<b>&lt;1</b>	0	<1
Titanium	ppm	ASTM D5185m		<b>&lt;1</b>	0	<1
Silver	ppm	ASTM D5185m		<b>0</b>	0	<1
Aluminum	ppm	ASTM D5185m	>30	<b>&lt;1</b>	0	2
Lead	ppm	ASTM D5185m	>50	<b>0</b>	0	<1
Copper	ppm	ASTM D5185m	>150	<b>1</b>	<1	<1
Tin	ppm	ASTM D5185m	>20	<b>&lt;1</b>	0	0
Vanadium	ppm	ASTM D5185m		<b>0</b>	0	0
White Metal	scalar	*Visual	NONE	<b>NONE</b>	NONE	NONE
Yellow Metal	scalar	*Visual	NONE	<b>NONE</b>	NONE	NONE

### CONTAMINATION

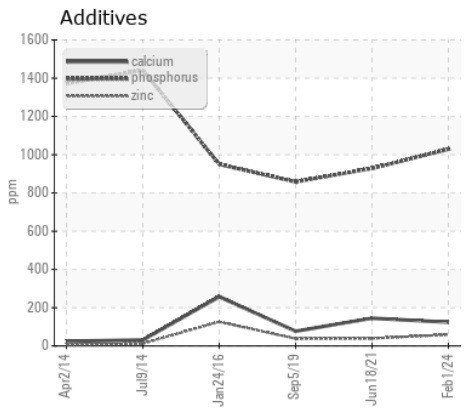
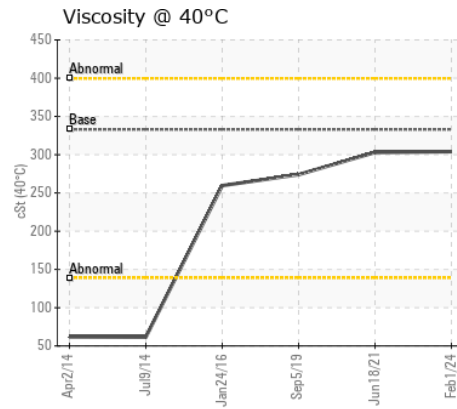
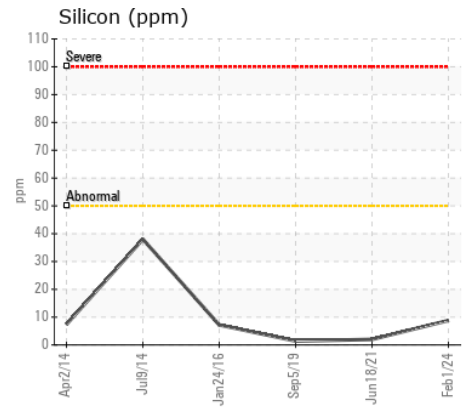
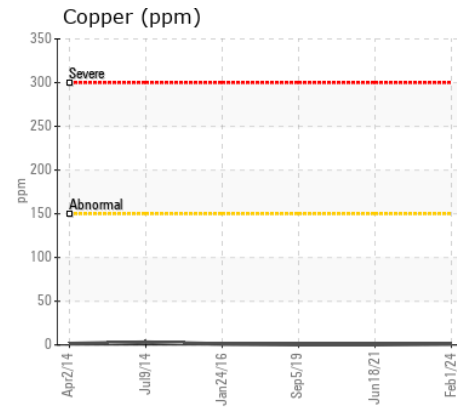
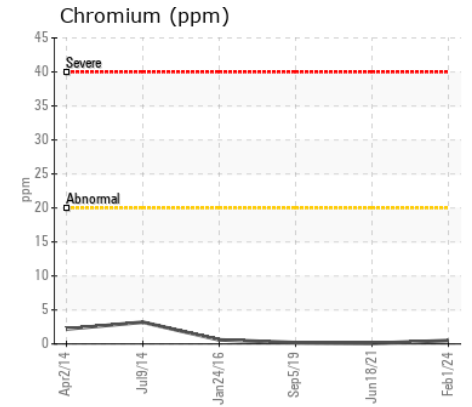
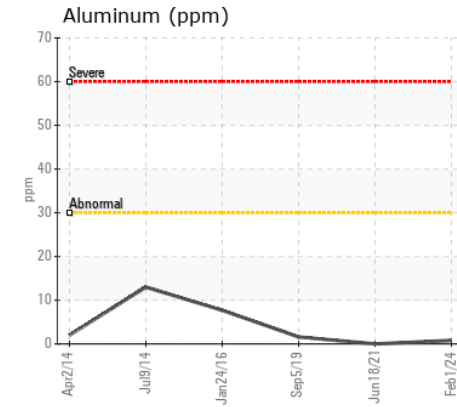
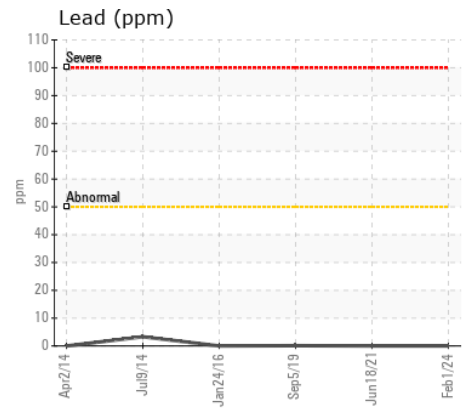
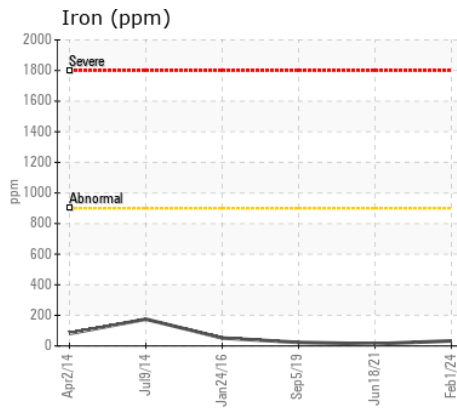
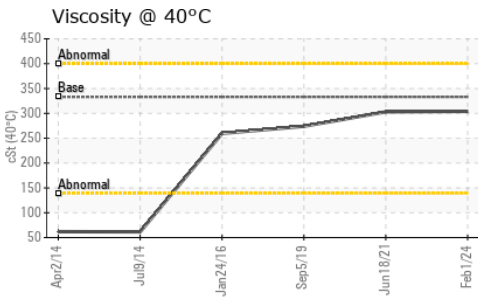
There is no indication of any contamination in the oil.

Silicon	ppm	ASTM D5185m	>50	<b>9</b>	2	1
Potassium	ppm	ASTM D5185m	>20	<b>&lt;1</b>	0	<1
Water		WC Method	>0.2	<b>NEG</b>	NEG	NEG
Silt	scalar	*Visual	NONE	<b>NONE</b>	NONE	NONE
Debris	scalar	*Visual	NONE	<b>NONE</b>	NONE	NONE
Sand/Dirt	scalar	*Visual	NONE	<b>NONE</b>	NONE	NONE
Appearance	scalar	*Visual	NORML	<b>NORML</b>	NORML	NORML
Odor	scalar	*Visual	NORML	<b>NORML</b>	NORML	NORML
Emulsified Water	scalar	*Visual	>0.2	<b>NEG</b>	NEG	NEG

### FLUID CONDITION

The condition of the oil is acceptable for the time in service.

Sodium	ppm	ASTM D5185m		<b>&lt;1</b>	0	0
Boron	ppm	ASTM D5185m	111	<b>184</b>	190	188
Barium	ppm	ASTM D5185m	0.0	<b>0</b>	0	0
Molybdenum	ppm	ASTM D5185m	0.9	<b>3</b>	2	4
Manganese	ppm	ASTM D5185m	0.0	<b>&lt;1</b>	<1	<1
Magnesium	ppm	ASTM D5185m	39	<b>10</b>	7	8
Calcium	ppm	ASTM D5185m	93	<b>124</b>	145	77
Phosphorus	ppm	ASTM D5185m	920	<b>1029</b>	928	858
Zinc	ppm	ASTM D5185m	104	<b>59</b>	39	38
Sulfur	ppm	ASTM D5185m	20179	<b>33164</b>	24097	21484
Visc @ 40°C	cSt	ASTM D445	333	<b>304</b>	303	274



Certificate L2367

**Laboratory** : WearCheck USA - 501 Madison Ave., Cary, NC 27513  
**Sample No.** : VCP452095  
**Lab Number** : 06103343  
**Unique Number** : 10901573  
**Test Package** : MOB 1

**Received** : 28 Feb 2024  
**Tested** : 29 Feb 2024  
**Diagnosed** : 29 Feb 2024 - Wes Davis

**RIPA AND ASSOCIATES**  
 10149 FISHER AVENUE  
 TAMPA, FL  
 US 33619

Contact: PM Services  
 PMServices@ripaconstruction.com

To discuss this sample report, contact Customer Service at 1-800-237-1369.

\* - Denotes test methods that are outside of the ISO 17025 scope of accreditation.

Statements of conformity to specifications are based on the simple acceptance decision rule (JCGM 106:2012)

T:  
F: