



# VOLVO

## OIL ANALYSIS REPORT

WEAR	<b>NORMAL</b>
CONTAMINATION	<b>NORMAL</b>
FLUID CONDITION	<b>NORMAL</b>



Area  
**[662069]**  
Machine Id  
**VOLVO A35F 10350**  
Component  
**Transmission (Auto)**  
Fluid  
**VOLVO AT 102 (--- GAL)**

### RECOMMENDATION

Resample at the next service interval to monitor.

Test	UOM	Method	Limit/Abn	Current	History1	History2
Sample Number		Client Info		<b>VCP432323</b>	VCP310956	VCP240426
Sample Date		Client Info		<b>01 Feb 2024</b>	18 Jun 2021	05 Sep 2019
Machine Age	hrs	Client Info		<b>12432</b>	11179	10039
Oil Age	hrs	Client Info		<b>2000</b>	1000	1000
Filter Age	hrs	Client Info		<b>0</b>	0	0
Oil Changed		Client Info		<b>Changed</b>	Not Chngd	Changed
Filter Changed		Client Info		<b>Changed</b>	Changed	Changed
Sample Status				<b>NORMAL</b>	NORMAL	NORMAL

### WEAR

All component wear rates are normal.

Iron	ppm	ASTM D5185m	>160	<b>31</b>	23	58
Chromium	ppm	ASTM D5185m	>5	<b>&lt;1</b>	<1	<1
Nickel	ppm	ASTM D5185m	>5	<b>2</b>	1	4
Titanium	ppm	ASTM D5185m		<b>&lt;1</b>	0	<1
Silver	ppm	ASTM D5185m	>5	<b>0</b>	0	<1
Aluminum	ppm	ASTM D5185m	>50	<b>15</b>	6	31
Lead	ppm	ASTM D5185m	>50	<b>0</b>	0	<1
Copper	ppm	ASTM D5185m	>225	<b>10</b>	8	24
Tin	ppm	ASTM D5185m	>10	<b>2</b>	2	5
Vanadium	ppm	ASTM D5185m		<b>0</b>	0	0
White Metal	scalar	*Visual	NONE	<b>NONE</b>	NONE	NONE
Yellow Metal	scalar	*Visual	NONE	<b>NONE</b>	NONE	NONE

### CONTAMINATION

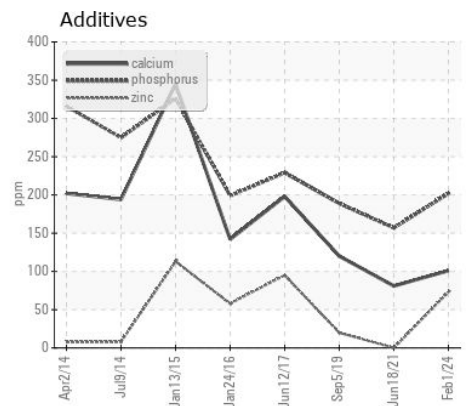
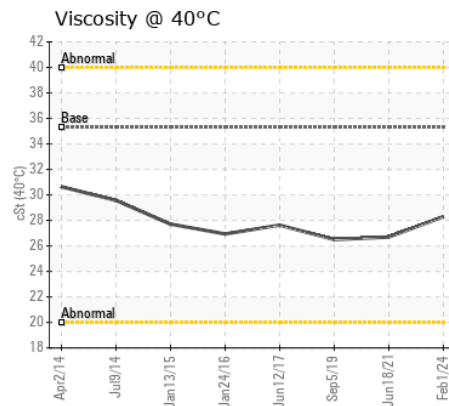
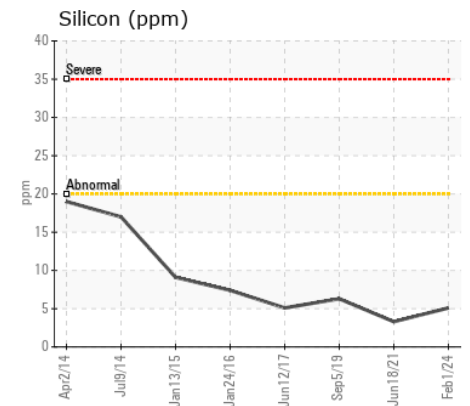
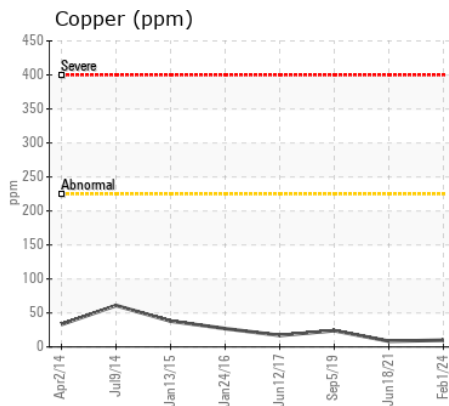
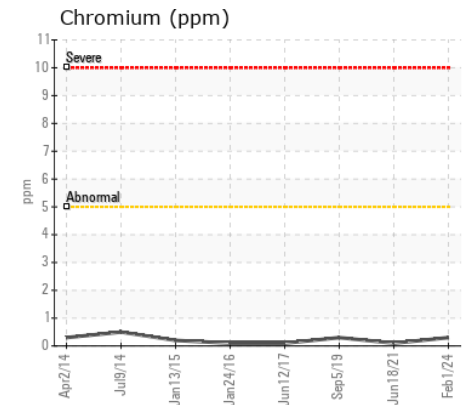
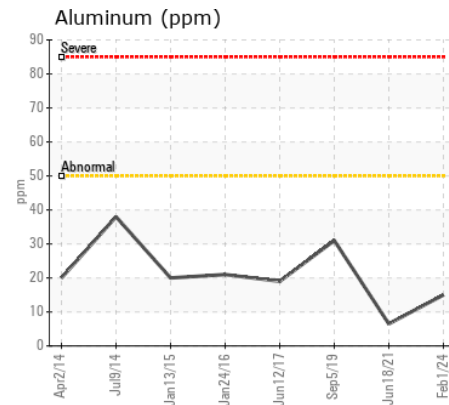
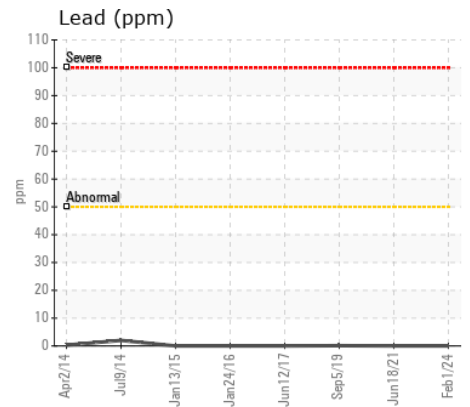
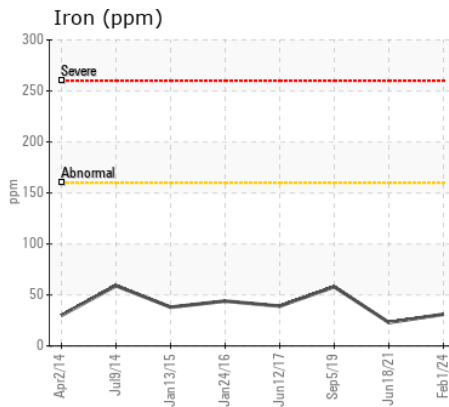
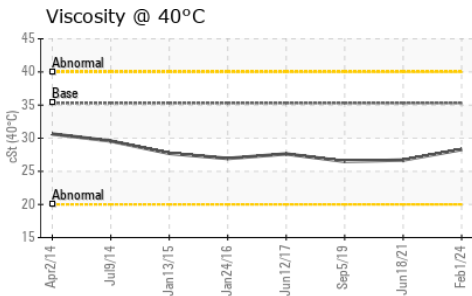
There is no indication of any contamination in the fluid.

Silicon	ppm	ASTM D5185m	>20	<b>5</b>	3	6
Potassium	ppm	ASTM D5185m	>20	<b>2</b>	<1	2
Water		WC Method	>0.1	<b>NEG</b>	NEG	NEG
Silt	scalar	*Visual	NONE	<b>NONE</b>	NONE	NONE
Debris	scalar	*Visual	NONE	<b>NONE</b>	NONE	NONE
Sand/Dirt	scalar	*Visual	NONE	<b>NONE</b>	NONE	NONE
Appearance	scalar	*Visual	NORML	<b>NORML</b>	NORML	NORML
Odor	scalar	*Visual	NORML	<b>NORML</b>	NORML	NORML
Emulsified Water	scalar	*Visual	>0.1	<b>NEG</b>	NEG	NEG

### FLUID CONDITION

The condition of the fluid is acceptable for the time in service.

Sodium	ppm	ASTM D5185m		<b>6</b>	2	6
Boron	ppm	ASTM D5185m	187	<b>69</b>	79	88
Barium	ppm	ASTM D5185m	0.0	<b>0</b>	0	0
Molybdenum	ppm	ASTM D5185m	0.0	<b>&lt;1</b>	<1	<1
Manganese	ppm	ASTM D5185m	0.0	<b>&lt;1</b>	<1	<1
Magnesium	ppm	ASTM D5185m	6.8	<b>3</b>	<1	2
Calcium	ppm	ASTM D5185m	215	<b>101</b>	81	120
Phosphorus	ppm	ASTM D5185m	445	<b>202</b>	157	189
Zinc	ppm	ASTM D5185m	56	<b>73</b>	0	20
Sulfur	ppm	ASTM D5185m	1336	<b>2279</b>	1553	1671
Visc @ 40°C	cSt	ASTM D445	35.3	<b>28.3</b>	26.7	26.5



Certificate L2367

**Laboratory** : WearCheck USA - 501 Madison Ave., Cary, NC 27513  
**Sample No.** : VCP432323  
**Lab Number** : 06103398  
**Unique Number** : 10901628  
**Test Package** : MOB 1

**Received** : 28 Feb 2024  
**Tested** : 29 Feb 2024  
**Diagnosed** : 29 Feb 2024 - Wes Davis

**RIPA AND ASSOCIATES**  
 10149 FISHER AVENUE  
 TAMPA, FL  
 US 33619  
 Contact: ROBERT TURNER  
 rturner@ripatampa.com

To discuss this sample report, contact Customer Service at 1-800-237-1369.

\* - Denotes test methods that are outside of the ISO 17025 scope of accreditation.

Statements of conformity to specifications are based on the simple acceptance decision rule (JCGM 106:2012)

T:  
F: