



OIL ANALYSIS REPORT

WEAR	NORMAL
CONTAMINATION	NORMAL
FLUID CONDITION	NORMAL

Machine Id
10491
 Component
Diesel Engine
 Fluid
MOBIL DELVAC 1300 SUPER15W40 (--- GAL)

RECOMMENDATION

Resample at the next service interval to monitor.

Test	UOM	Method	Limit/Abn	Current	History1	History2
Sample Number		Client Info		WC0879904	WC0801963	WC0773156
Sample Date		Client Info		08 Apr 2024	03 May 2023	28 Feb 2023
Machine Age	mls	Client Info		444687	341740	319172
Oil Age	mls	Client Info		0	0	0
Filter Age	mls	Client Info		0	0	0
Oil Changed		Client Info		N/A	N/A	N/A
Filter Changed		Client Info		N/A	N/A	N/A
Sample Status				NORMAL	NORMAL	NORMAL

WEAR

All component wear rates are normal.

Iron	ppm	ASTM D5185m	>100	27	11	18
Chromium	ppm	ASTM D5185m	>20	2	<1	2
Nickel	ppm	ASTM D5185m	>4	<1	0	0
Titanium	ppm	ASTM D5185m		<1	0	<1
Silver	ppm	ASTM D5185m	>3	0	0	0
Aluminum	ppm	ASTM D5185m	>20	12	6	8
Lead	ppm	ASTM D5185m	>40	<1	0	<1
Copper	ppm	ASTM D5185m	>330	2	4	6
Tin	ppm	ASTM D5185m	>15	<1	0	1
Vanadium	ppm	ASTM D5185m		<1	0	<1
White Metal	scalar	*Visual	NONE	NONE	NONE	NONE
Yellow Metal	scalar	*Visual	NONE	NONE	NONE	NONE

CONTAMINATION

There is no indication of any contamination in the oil.

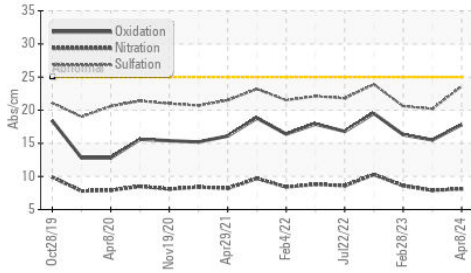
Silicon	ppm	ASTM D5185m	>25	7	4	6
Potassium	ppm	ASTM D5185m	>20	3	2	2
Fuel		WC Method	>5	<1.0	<1.0	<1.0
Water		WC Method	>0.2	NEG	NEG	NEG
Glycol		WC Method		NEG	NEG	NEG
Soot %	%	*ASTM D7844	>3	0.6	0.5	0.6
Nitration	Abs/cm	*ASTM D7624	>20	8.1	7.9	8.6
Sulfation	Abs/.1mm	*ASTM D7415	>30	23.6	20.2	20.6
Silt	scalar	*Visual	NONE	NONE	NONE	NONE
Debris	scalar	*Visual	NONE	NONE	NONE	NONE
Sand/Dirt	scalar	*Visual	NONE	NONE	NONE	NONE
Appearance	scalar	*Visual	NORML	NORML	NORML	NORML
Odor	scalar	*Visual	NORML	NORML	NORML	NORML
Emulsified Water	scalar	*Visual	>0.2	NEG	NEG	NEG

FLUID CONDITION

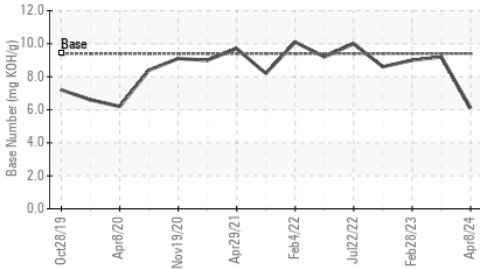
The BN result indicates that there is suitable alkalinity remaining in the oil. The condition of the oil is suitable for further service.

Sodium	ppm	ASTM D5185m		<1	1	2
Boron	ppm	ASTM D5185m	0	219	4	6
Barium	ppm	ASTM D5185m	0	0	0	7
Molybdenum	ppm	ASTM D5185m	0	89	64	66
Manganese	ppm	ASTM D5185m		<1	0	<1
Magnesium	ppm	ASTM D5185m	0	485	1036	1026
Calcium	ppm	ASTM D5185m		1598	1196	1307
Phosphorus	ppm	ASTM D5185m		1102	1072	1072
Zinc	ppm	ASTM D5185m		1474	1351	1379
Sulfur	ppm	ASTM D5185m		3903	3845	4045
Oxidation	Abs/.1mm	*ASTM D7414	>25	17.8	15.5	16.3
Base Number (BN)	mg KOH/g	ASTM D2896	9.4	6.1	9.2	9.0
Visc @ 100°C	cSt	ASTM D445	14	13.9	13.5	13.6

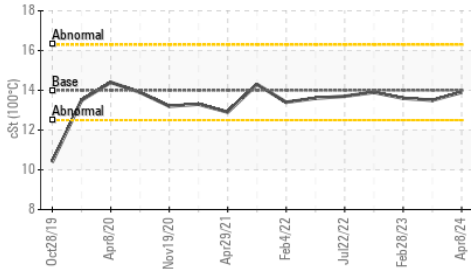
FT-IR (Direct Trend)



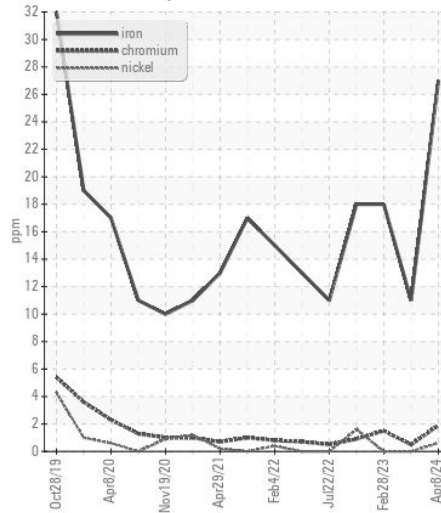
Base Number



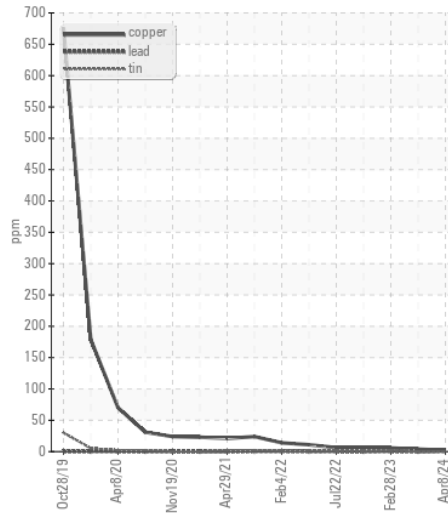
Viscosity @ 100°C



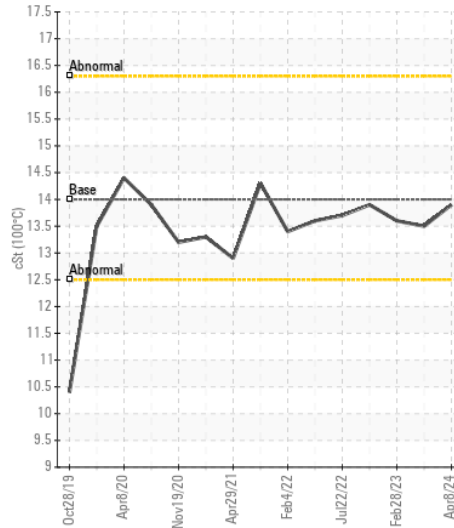
Ferrous Alloys



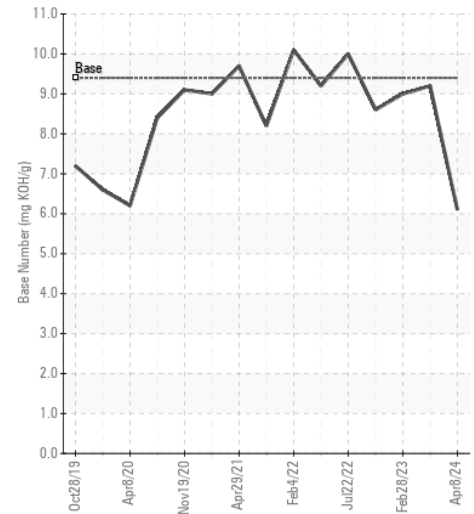
Non-ferrous Metals



Viscosity @ 100°C



Base Number



Certificate L2367

Laboratory : WearCheck USA - 501 Madison Ave., Cary, NC 27513

Sample No. : WC0879904

Lab Number : 06145732

Unique Number : 10970540

Test Package : FLEET

Received : 11 Apr 2024

Tested : 12 Apr 2024

Diagnosed : 14 Apr 2024 - Don Baldrige

SALEM NATIONALEASE CORPORATION

198 PARK PLAZA DRIVE

WINSTON SALEM, NC

US 27105

Contact: Audrey Hopkins

Audrey.Hopkins@salemcorp.com

T: (336)767-9642

F: x:

To discuss this sample report, contact Customer Service at 1-800-237-1369.

* - Denotes test methods that are outside of the ISO 17025 scope of accreditation.

Statements of conformity to specifications are based on the simple acceptance decision rule (JCGM 106:2012)