



WEAR	NORMAL
CONTAMINATION	NORMAL
FLUID CONDITION	NORMAL



Machine Id
4599M
Component
Diesel Engine
Fluid
PETRO CANADA DURON SHP 15W40 (--- GAL)

RECOMMENDATION

Resample at the next service interval to monitor.

Test	UOM	Method	Limit/Abn	Current	History1	History2
Sample Number		Client Info		GFL0108805	GFL0108736	GFL0105706
Sample Date		Client Info		09 Apr 2024	21 Mar 2024	18 Dec 2023
Machine Age	hrs	Client Info		19481	19426	18838
Oil Age	hrs	Client Info		19426	0	18457
Filter Age	hrs	Client Info		19426	0	18457
Oil Changed		Client Info		Changed	Not Changd	Not Changd
Filter Changed		Client Info		Changed	Not Changd	Not Changd
Sample Status				NORMAL	NORMAL	NORMAL

WEAR

All component wear rates are normal.

Iron	ppm	ASTM D5185m	>90	21	6	4
Chromium	ppm	ASTM D5185m	>20	<1	0	<1
Nickel	ppm	ASTM D5185m	>2	<1	0	<1
Titanium	ppm	ASTM D5185m	>2	<1	0	0
Silver	ppm	ASTM D5185m	>2	<1	0	0
Aluminum	ppm	ASTM D5185m	>20	12	3	2
Lead	ppm	ASTM D5185m	>40	<1	0	0
Copper	ppm	ASTM D5185m	>330	8	0	12
Tin	ppm	ASTM D5185m	>15	<1	0	0
Vanadium	ppm	ASTM D5185m		0	0	0
White Metal	scalar	*Visual	NONE	NONE	NONE	NONE
Yellow Metal	scalar	*Visual	NONE	NONE	NONE	NONE

CONTAMINATION

There is no indication of any contamination in the oil.

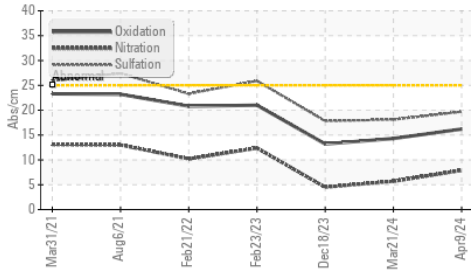
Silicon	ppm	ASTM D5185m	>25	13	2	9
Potassium	ppm	ASTM D5185m	>20	3	<1	1
Fuel		WC Method	>3.0	<1.0	<1.0	<1.0
Water		WC Method	>0.2	NEG	NEG	NEG
Glycol		WC Method		NEG	NEG	NEG
Soot %	%	*ASTM D7844	>6	0.3	0.2	0.1
Nitration	Abs/cm	*ASTM D7624	>20	7.9	5.7	4.5
Sulfation	Abs/.1mm	*ASTM D7415	>30	19.7	18.1	17.8
Silt	scalar	*Visual	NONE	NONE	NONE	NONE
Debris	scalar	*Visual	NONE	NONE	NONE	NONE
Sand/Dirt	scalar	*Visual	NONE	NONE	NONE	NONE
Appearance	scalar	*Visual	NORML	NORML	NORML	NORML
Odor	scalar	*Visual	NORML	NORML	NORML	NORML
Emulsified Water	scalar	*Visual	>0.2	NEG	NEG	NEG

FLUID CONDITION

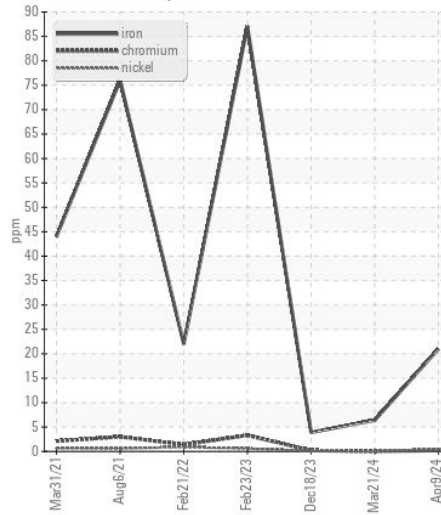
The BN result indicates that there is suitable alkalinity remaining in the oil. The condition of the oil is suitable for further service.

Sodium	ppm	ASTM D5185m		17	1	0
Boron	ppm	ASTM D5185m	0	30	<1	18
Barium	ppm	ASTM D5185m	0	11	0	0
Molybdenum	ppm	ASTM D5185m	60	52	58	61
Manganese	ppm	ASTM D5185m	0	3	0	0
Magnesium	ppm	ASTM D5185m	1010	663	1010	878
Calcium	ppm	ASTM D5185m	1070	1517	1152	984
Phosphorus	ppm	ASTM D5185m	1150	1084	1118	846
Zinc	ppm	ASTM D5185m	1270	1328	1302	1113
Sulfur	ppm	ASTM D5185m	2060	3831	3952	2885
Oxidation	Abs/.1mm	*ASTM D7414	>25	16.2	14.3	13.2
Base Number (BN)	mg KOH/g	ASTM D2896	9.8	9.1	8.7	8.7
Visc @ 100°C	cSt	ASTM D445	15.4	14.0	14.4	14.4

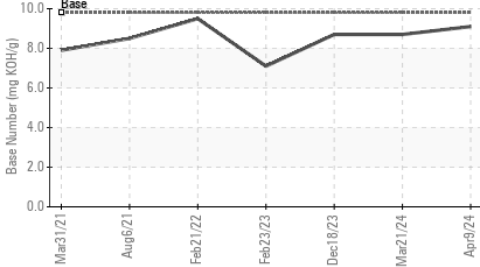
FT-IR (Direct Trend)



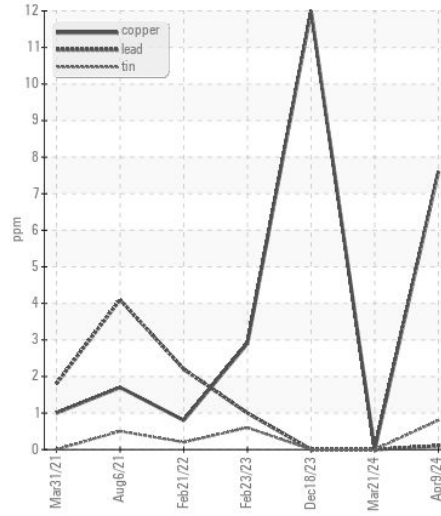
Ferrous Alloys



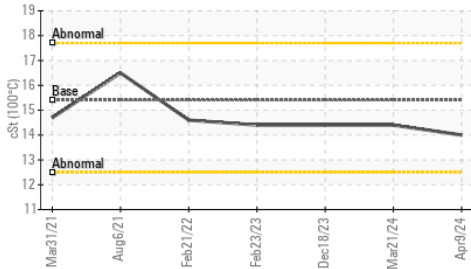
Base Number



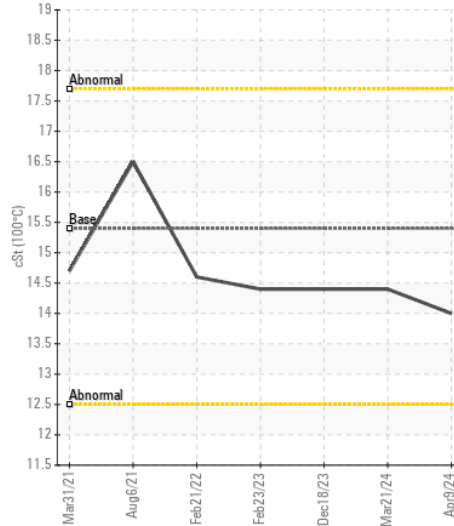
Non-ferrous Metals



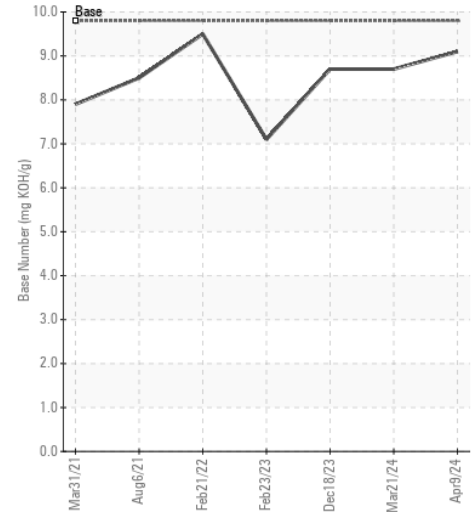
Viscosity @ 100°C



Viscosity @ 100°C



Base Number



Certificate L2367

Laboratory : WearCheck USA - 501 Madison Ave., Cary, NC 27513
Sample No. : GFL0108805 **Received** : 11 Apr 2024
Lab Number : 06146406 **Tested** : 12 Apr 2024
Unique Number : 10976484 **Diagnosed** : 15 Apr 2024 - Don Baldrige
Test Package : FLEET

GFL Environmental - 415 - Michigan East
 6200 Elmridge
 Sterling Heights, MI
 US 48313
 Contact: Frank Wolak
 fwolak@gflenv.com
 T: (586)825-9514
 F:

To discuss this sample report, contact Customer Service at 1-800-237-1369.

* - Denotes test methods that are outside of the ISO 17025 scope of accreditation.

Statements of conformity to specifications are based on the simple acceptance decision rule (JCGM 106:2012)