



WEAR	NORMAL
CONTAMINATION	NORMAL
FLUID CONDITION	NORMAL



Machine Id
7825M
Component
Diesel Engine
Fluid
PETRO CANADA DURON SHP 15W40 (--- GAL)

RECOMMENDATION

Resample at the next service interval to monitor.

Test	UOM	Method	Limit/Abn	Current	History1	History2
Sample Number		Client Info		GFL017666	GFL0108720	GFL0101444
Sample Date		Client Info		09 Apr 2024	03 Jan 2024	29 Nov 2023
Machine Age	hrs	Client Info		10216	9793	9719
Oil Age	hrs	Client Info		9793	9719	8565
Filter Age	hrs	Client Info		0	9719	8565
Oil Changed		Client Info		Not Chngd	Changed	Changed
Filter Changed		Client Info		Not Chngd	Changed	Cleaned
Sample Status				NORMAL	NORMAL	NORMAL

WEAR

All component wear rates are normal.

Iron	ppm	ASTM D5185m	>90	37	<1	53
Chromium	ppm	ASTM D5185m	>20	1	0	1
Nickel	ppm	ASTM D5185m	>2	0	0	<1
Titanium	ppm	ASTM D5185m	>2	0	0	<1
Silver	ppm	ASTM D5185m	>2	0	0	0
Aluminum	ppm	ASTM D5185m	>20	5	<1	5
Lead	ppm	ASTM D5185m	>40	<1	0	3
Copper	ppm	ASTM D5185m	>330	3	0	2
Tin	ppm	ASTM D5185m	>15	<1	0	0
Vanadium	ppm	ASTM D5185m		0	0	0
White Metal	scalar	*Visual	NONE	NONE	NONE	NONE
Yellow Metal	scalar	*Visual	NONE	NONE	NONE	NONE

CONTAMINATION

There is no indication of any contamination in the oil.

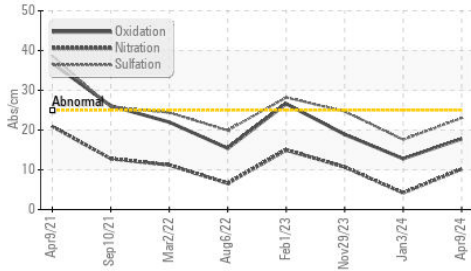
Silicon	ppm	ASTM D5185m	>25	5	4	4
Potassium	ppm	ASTM D5185m	>20	2	<1	5
Fuel		WC Method	>3.0	<1.0	<1.0	0.4
Water		WC Method	>0.2	NEG	NEG	NEG
Glycol		WC Method		NEG	NEG	NEG
Soot %	%	*ASTM D7844	>6	1.6	0.1	2.3
Nitration	Abs/cm	*ASTM D7624	>20	10.2	4.2	10.7
Sulfation	Abs/.1mm	*ASTM D7415	>30	23.0	17.6	24.7
Silt	scalar	*Visual	NONE	NONE	NONE	NONE
Debris	scalar	*Visual	NONE	NONE	NONE	NONE
Sand/Dirt	scalar	*Visual	NONE	NONE	NONE	NONE
Appearance	scalar	*Visual	NORML	NORML	NORML	NORML
Odor	scalar	*Visual	NORML	NORML	NORML	NORML
Emulsified Water	scalar	*Visual	>0.2	NEG	NEG	NEG

FLUID CONDITION

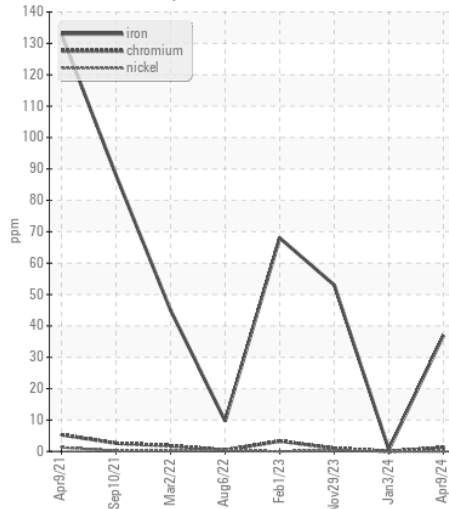
The BN result indicates that there is suitable alkalinity remaining in the oil. The condition of the oil is suitable for further service.

Sodium	ppm	ASTM D5185m		5	0	3
Boron	ppm	ASTM D5185m	0	2	5	1
Barium	ppm	ASTM D5185m	0	0	0	0
Molybdenum	ppm	ASTM D5185m	60	63	56	64
Manganese	ppm	ASTM D5185m	0	<1	0	0
Magnesium	ppm	ASTM D5185m	1010	1024	996	916
Calcium	ppm	ASTM D5185m	1070	1120	1050	1131
Phosphorus	ppm	ASTM D5185m	1150	1155	1041	1014
Zinc	ppm	ASTM D5185m	1270	1378	1291	1222
Sulfur	ppm	ASTM D5185m	2060	3658	3328	2832
Oxidation	Abs/.1mm	*ASTM D7414	>25	17.8	12.8	18.9
Base Number (BN)	mg KOH/g	ASTM D2896	9.8	7.5	9.3	7.7
Visc @ 100°C	cSt	ASTM D445	15.4	14.8	14.8	15.4

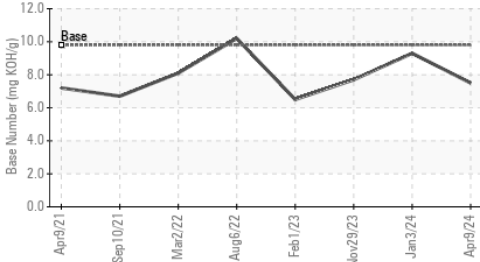
FT-IR (Direct Trend)



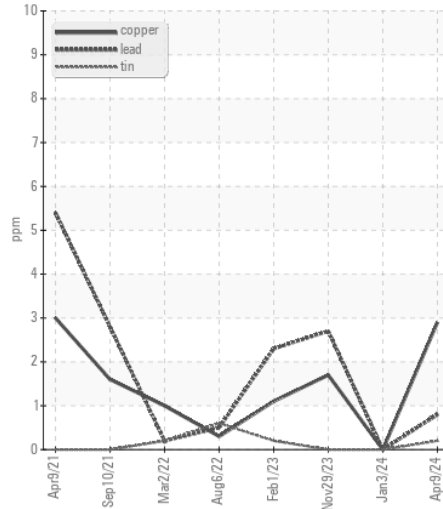
Ferrous Alloys



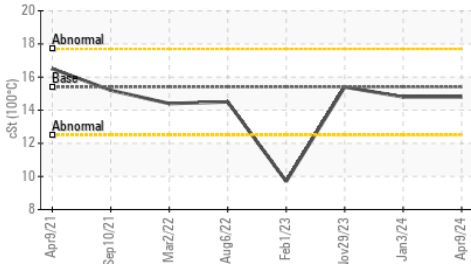
Base Number



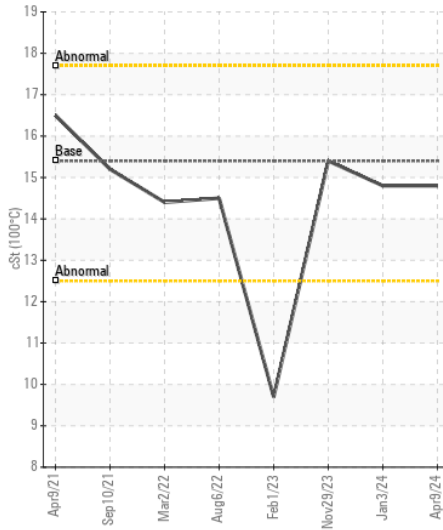
Non-ferrous Metals



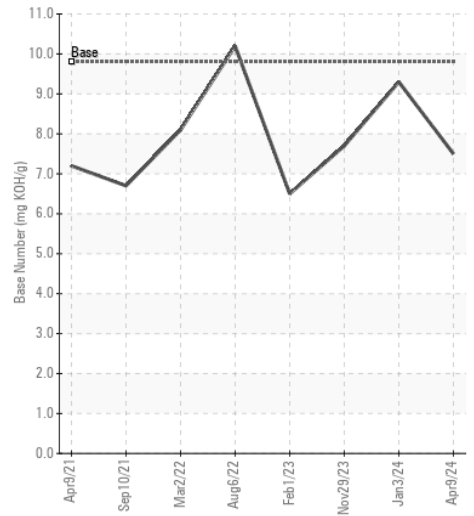
Viscosity @ 100°C



Viscosity @ 100°C



Base Number



Certificate L2367

Laboratory : WearCheck USA - 501 Madison Ave., Cary, NC 27513

Sample No. : GFL0117666

Lab Number : 06146481

Unique Number : 10976559

Test Package : FLEET

Received : 11 Apr 2024

Tested : 12 Apr 2024

Diagnosed : 15 Apr 2024 - Don Baldrige

GFL Environmental - 415 - Michigan East

6200 Elmridge

Sterling Heights, MI

US 48313

Contact: Frank Wolak

fwolak@gflenv.com

T: (586)825-9514

F:

To discuss this sample report, contact Customer Service at 1-800-237-1369.

* - Denotes test methods that are outside of the ISO 17025 scope of accreditation.

Statements of conformity to specifications are based on the simple acceptance decision rule (JCGM 106:2012)