



WEAR	NORMAL
CONTAMINATION	NORMAL
FLUID CONDITION	NORMAL

Machine Id
RIVER QUEST
Component
Port Genset
Fluid
PETRO CANADA DURON MARINE SAE 40 (3 GAL)

RECOMMENDATION

Resample at the next service interval to monitor.

Test	UOM	Method	Limit/Abn	Current	History1	History2
Sample Number		Client Info		MW0066785	MW0066818	MW0036045
Sample Date		Client Info		05 Mar 2024	01 Feb 2024	27 Nov 2023
Machine Age	hrs	Client Info		11988	11592	10830
Oil Age	hrs	Client Info		396	762	578
Filter Age	hrs	Client Info		396	762	578
Oil Changed		Client Info		Changed	Changed	Changed
Filter Changed		Client Info		Changed	Changed	Changed
Sample Status				NORMAL	NORMAL	NORMAL

WEAR

All component wear rates are normal.

Iron	ppm	ASTM D5185m	>50	3	6	2
Chromium	ppm	ASTM D5185m	>4	0	<1	0
Nickel	ppm	ASTM D5185m	>2	0	<1	0
Titanium	ppm	ASTM D5185m		0	<1	0
Silver	ppm	ASTM D5185m	>5	0	0	0
Aluminum	ppm	ASTM D5185m	>12	<1	2	<1
Lead	ppm	ASTM D5185m	>17	1	4	3
Copper	ppm	ASTM D5185m	>70	2	<1	1
Tin	ppm	ASTM D5185m	>15	0	<1	0
Vanadium	ppm	ASTM D5185m		0	0	0
White Metal	scalar	*Visual	NONE	NONE	NONE	NONE
Yellow Metal	scalar	*Visual	NONE	NONE	NONE	NONE

CONTAMINATION

There is no indication of any contamination in the oil.

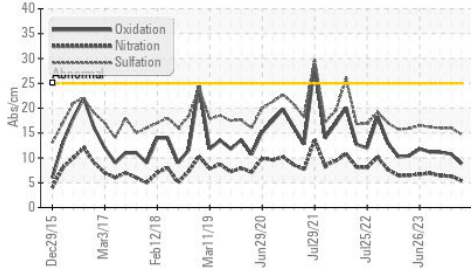
Silicon	ppm	ASTM D5185m	>25	3	5	3
Potassium	ppm	ASTM D5185m	>20	0	<1	0
Fuel		WC Method	>4.0	<1.0	<1.0	<1.0
Water		WC Method	>0.1	NEG	NEG	NEG
Glycol		WC Method		NEG	NEG	NEG
Soot %	%	*ASTM D7844		0.1	0.1	0.1
Nitration	Abs/cm	*ASTM D7624	>20	5.4	6.3	6.4
Sulfation	Abs/.1mm	*ASTM D7415	>30	14.7	16.0	16.0
Silt	scalar	*Visual	NONE	NONE	NONE	NONE
Debris	scalar	*Visual	NONE	NONE	NONE	NONE
Sand/Dirt	scalar	*Visual	NONE	NONE	NONE	NONE
Appearance	scalar	*Visual	NORML	NORML	NORML	NORML
Odor	scalar	*Visual	NORML	NORML	NORML	NORML
Emulsified Water	scalar	*Visual	>0.1	NEG	NEG	NEG

FLUID CONDITION

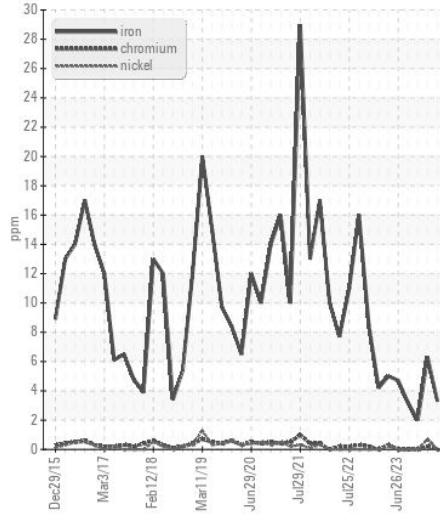
The BN result indicates that there is suitable alkalinity remaining in the oil. The condition of the oil is suitable for further service.

Sodium	ppm	ASTM D5185m		<1	0	3
Boron	ppm	ASTM D5185m	1.0	5	11	6
Barium	ppm	ASTM D5185m	1.0	0	13	0
Molybdenum	ppm	ASTM D5185m	1.0	4	10	5
Manganese	ppm	ASTM D5185m	1	<1	<1	<1
Magnesium	ppm	ASTM D5185m	15	955	898	940
Calcium	ppm	ASTM D5185m	2540	1133	1100	1102
Phosphorus	ppm	ASTM D5185m	1000	1222	1069	1167
Zinc	ppm	ASTM D5185m	1110	1408	1308	1397
Sulfur	ppm	ASTM D5185m	3700	3779	3323	3166
Oxidation	Abs/.1mm	*ASTM D7414	>25	8.8	10.8	11.1
Base Number (BN)	mg KOH/g	ASTM D2896	7.9	7.0	6.8	6.6
Visc @ 100°C	cSt	ASTM D445	14.6	13.6	13.8	14.1

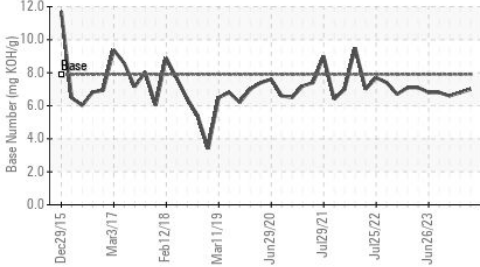
FT-IR (Direct Trend)



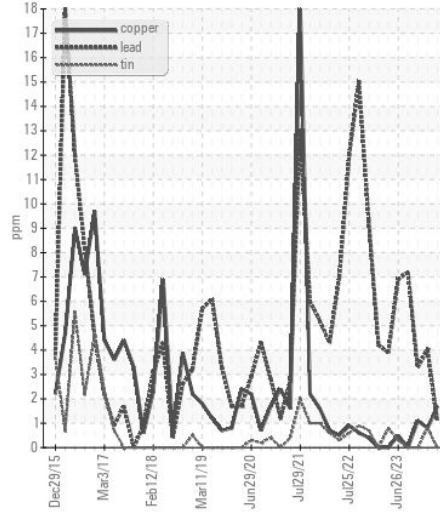
Ferrous Alloys



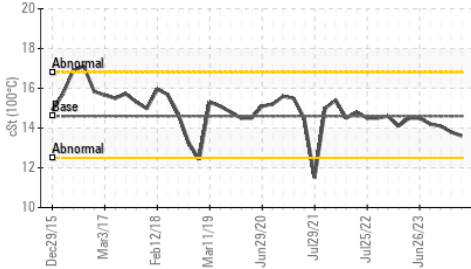
Base Number



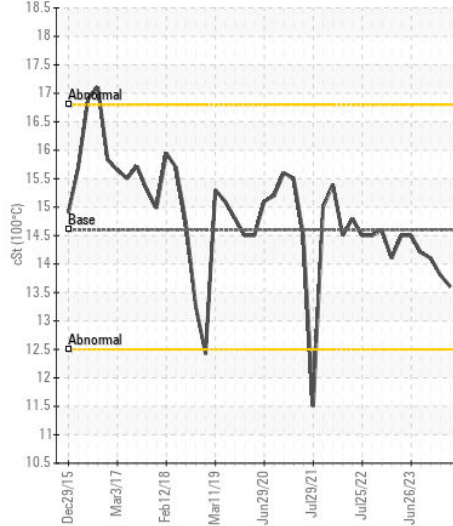
Non-ferrous Metals



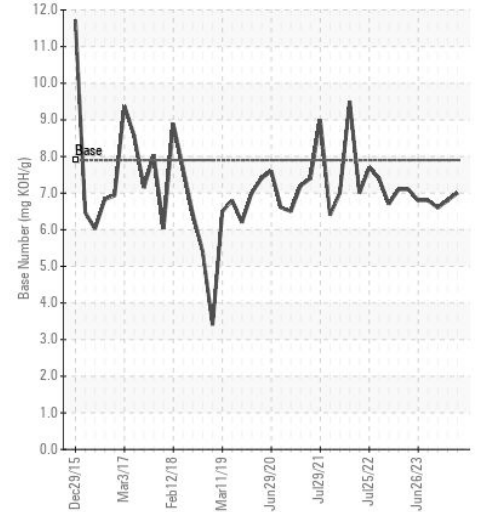
Viscosity @ 100°C



Viscosity @ 100°C



Base Number



Certificate L2367

Laboratory : WearCheck USA - 501 Madison Ave., Cary, NC 27513
Sample No. : MW0066785
Lab Number : 06146487
Unique Number : 10976565
Test Package : MAR 2

Received : 11 Apr 2024
Tested : 12 Apr 2024
Diagnosed : 12 Apr 2024 - Wes Davis

AMERICAN RIVER TRANSPORTATION
 1495 EAST ILLINOIS RT 71
 OTTAWA, IL
 US 61350
 Contact: Jackson Hayes
 jackson.hayes@adm.com
 T:
 F: (815)434-5571

To discuss this sample report, contact Customer Service at 1-800-237-1369.

* - Denotes test methods that are outside of the ISO 17025 scope of accreditation.

Statements of conformity to specifications are based on the simple acceptance decision rule (JCGM 106:2012)