



OIL ANALYSIS REPORT

WEAR	NORMAL
CONTAMINATION	NORMAL
FLUID CONDITION	NORMAL

Machine Id
PETERBILT 272-419
Component
Diesel Engine
Fluid
MOBIL DELVAC 1300 SUPER15W40 (45 QTS)

RECOMMENDATION

Resample at the next service interval to monitor.

Test	UOM	Method	Limit/Abn	Current	History1	History2
Sample Number		Client Info		RPL0015902	RPL0015882	RPL0009479
Sample Date		Client Info		05 Apr 2024	31 Jan 2024	14 Jul 2023
Machine Age	mls	Client Info		67533	63845	53803
Oil Age	mls	Client Info		3692	5200	7355
Filter Age	mls	Client Info		3692	5200	7355
Oil Changed		Client Info		Changed	Changed	Changed
Filter Changed		Client Info		Changed	Changed	Changed
Sample Status				NORMAL	NORMAL	NORMAL

WEAR

Metal levels are typical for a new component breaking in.

Iron	ppm	ASTM D5185m	>100	9	7	15
Chromium	ppm	ASTM D5185m	>20	<1	0	0
Nickel	ppm	ASTM D5185m	>4	<1	0	0
Titanium	ppm	ASTM D5185m		<1	<1	<1
Silver	ppm	ASTM D5185m	>3	<1	0	0
Aluminum	ppm	ASTM D5185m	>20	3	3	0
Lead	ppm	ASTM D5185m	>40	1	0	<1
Copper	ppm	ASTM D5185m	>330	1	<1	1
Tin	ppm	ASTM D5185m	>15	1	<1	<1
Vanadium	ppm	ASTM D5185m		<1	<1	0
White Metal	scalar	*Visual	NONE	NONE	NONE	NONE
Yellow Metal	scalar	*Visual	NONE	NONE	NONE	NONE

CONTAMINATION

There is no indication of any contamination in the oil.

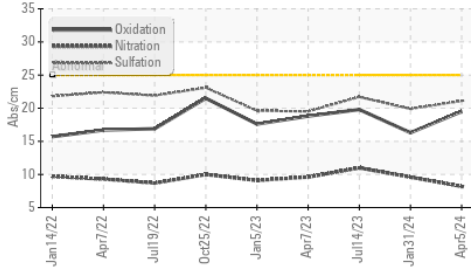
Silicon	ppm	ASTM D5185m	>25	7	<1	6
Potassium	ppm	ASTM D5185m	>20	5	<1	7
Fuel		WC Method	>5	<1.0	<1.0	<1.0
Water		WC Method	>0.2	NEG	NEG	NEG
Glycol		WC Method		NEG	NEG	NEG
Soot %	%	*ASTM D7844	>3	0.2	0.3	0.5
Nitration	Abs/cm	*ASTM D7624	>20	8.2	9.6	11.0
Sulfation	Abs/.1mm	*ASTM D7415	>30	21.1	19.9	21.7
Silt	scalar	*Visual	NONE	NONE	NONE	NONE
Debris	scalar	*Visual	NONE	NONE	NONE	NONE
Sand/Dirt	scalar	*Visual	NONE	NONE	NONE	NONE
Appearance	scalar	*Visual	NORML	NORML	NORML	NORML
Odor	scalar	*Visual	NORML	NORML	NORML	NORML
Emulsified Water	scalar	*Visual	>0.2	NEG	NEG	NEG

FLUID CONDITION

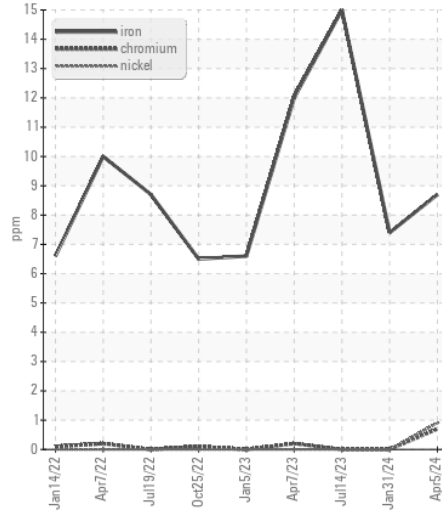
The BN result indicates that there is suitable alkalinity remaining in the oil. The condition of the oil is suitable for further service.

Sodium	ppm	ASTM D5185m		<1	<1	2
Boron	ppm	ASTM D5185m	0	55	94	18
Barium	ppm	ASTM D5185m	0	<1	0	0
Molybdenum	ppm	ASTM D5185m	0	64	122	87
Manganese	ppm	ASTM D5185m		1	<1	<1
Magnesium	ppm	ASTM D5185m	0	508	678	731
Calcium	ppm	ASTM D5185m		1529	1256	1542
Phosphorus	ppm	ASTM D5185m		757	707	848
Zinc	ppm	ASTM D5185m		850	827	1045
Sulfur	ppm	ASTM D5185m		2472	2742	3440
Oxidation	Abs/.1mm	*ASTM D7414	>25	19.5	16.3	19.8
Base Number (BN)	mg KOH/g	ASTM D2896	9.4	8.9	6.4	6.0
Visc @ 100°C	cSt	ASTM D445	14	13.1	13.4	14.1

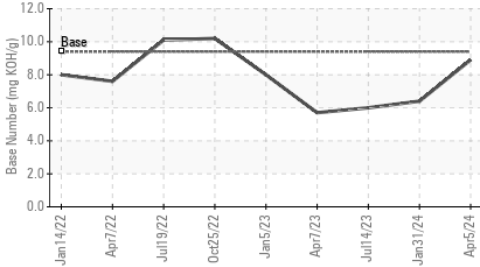
FT-IR (Direct Trend)



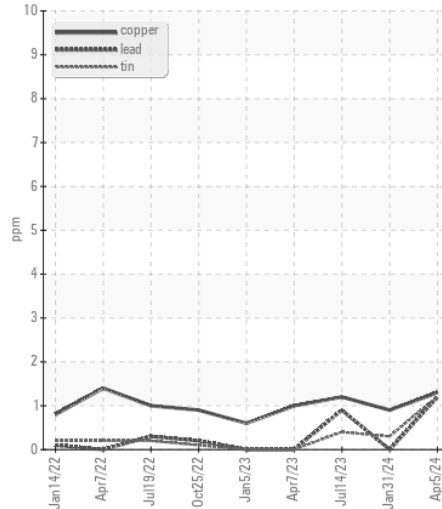
Ferrous Alloys



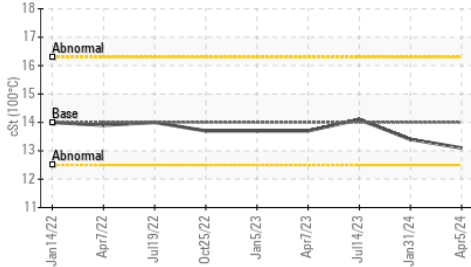
Base Number



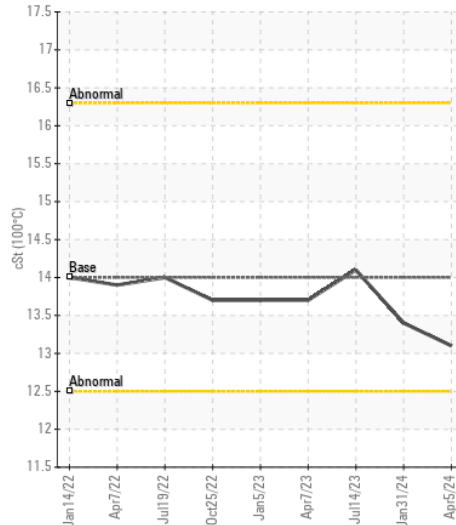
Non-ferrous Metals



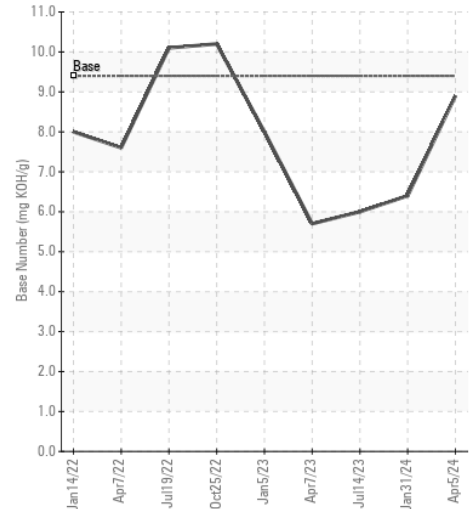
Viscosity @ 100°C



Viscosity @ 100°C



Base Number



Certificate L2367

Laboratory : WearCheck USA - 501 Madison Ave., Cary, NC 27513
Sample No. : RPL0015902 **Received** : 12 Apr 2024
Lab Number : 06146864 **Tested** : 15 Apr 2024
Unique Number : 10976942 **Diagnosed** : 15 Apr 2024 - Wes Davis
Test Package : FLEET

RTL PACLEASE - 7004 - Austin
 1205 Smith Road
 Austin, TX
 US 78721
 Contact: David Johnson
 JohnsonD@RushEnterprises.com
 T: (512)401-7063
 F:

To discuss this sample report, contact Customer Service at 1-800-237-1369.

* - Denotes test methods that are outside of the ISO 17025 scope of accreditation.

Statements of conformity to specifications are based on the simple acceptance decision rule (JCGM 106:2012)