



OIL ANALYSIS REPORT

WEAR	NORMAL
CONTAMINATION	NORMAL
FLUID CONDITION	NORMAL

Machine Id
8612
 Component
Diesel Engine
 Fluid
PETRO CANADA DURON SHP 15W40 (--- GAL)

RECOMMENDATION

Resample at the next service interval to monitor. Please specify the component make and model with your next sample.

Test	UOM	Method	Limit/Abn	Current	History1	History2
Sample Number		Client Info		NL0001845	NL0001699	NL0001736
Sample Date		Client Info		14 Feb 2024	13 Nov 2023	03 Aug 2023
Machine Age	mls	Client Info		281619	242127	204166
Oil Age	mls	Client Info		45000	45000	45000
Filter Age	mls	Client Info		45000	45000	45000
Oil Changed		Client Info		Changed	Changed	Changed
Filter Changed		Client Info		Changed	Changed	Changed
Sample Status				NORMAL	NORMAL	NORMAL

WEAR

All component wear rates are normal.

Iron	ppm	ASTM D5185m	>100	48	36	51
Chromium	ppm	ASTM D5185m	>20	<1	<1	1
Nickel	ppm	ASTM D5185m	>4	3	2	3
Titanium	ppm	ASTM D5185m		0	<1	0
Silver	ppm	ASTM D5185m	>3	0	0	<1
Aluminum	ppm	ASTM D5185m	>20	8	9	25
Lead	ppm	ASTM D5185m	>40	1	2	0
Copper	ppm	ASTM D5185m	>330	21	15	10
Tin	ppm	ASTM D5185m	>15	2	1	0
Vanadium	ppm	ASTM D5185m		0	0	0
White Metal	scalar	*Visual	NONE	NONE	NONE	NONE
Yellow Metal	scalar	*Visual	NONE	NONE	NONE	NONE

CONTAMINATION

There is no indication of any contamination in the oil.

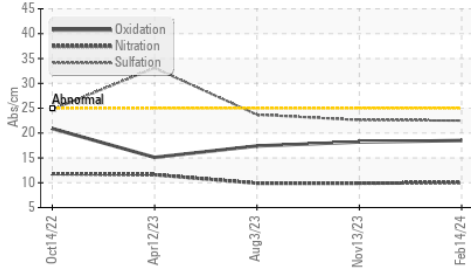
Silicon	ppm	ASTM D5185m	>25	8	6	6
Potassium	ppm	ASTM D5185m	>20	11	29	89
Fuel		WC Method	>5	<1.0	<1.0	<1.0
Water		WC Method	>0.2	NEG	NEG	NEG
Glycol		WC Method		NEG	NEG	NEG
Soot %	%	*ASTM D7844	>3	0.8	1	1.7
Nitration	Abs/cm	*ASTM D7624	>20	10.0	9.9	9.9
Sulfation	Abs/.1mm	*ASTM D7415	>30	22.5	22.6	23.7
Silt	scalar	*Visual	NONE	NONE	NONE	NONE
Debris	scalar	*Visual	NONE	NONE	NONE	NONE
Sand/Dirt	scalar	*Visual	NONE	NONE	NONE	NONE
Appearance	scalar	*Visual	NORML	NORML	NORML	NORML
Odor	scalar	*Visual	NORML	NORML	NORML	NORML
Emulsified Water	scalar	*Visual	>0.2	NEG	NEG	NEG

FLUID CONDITION

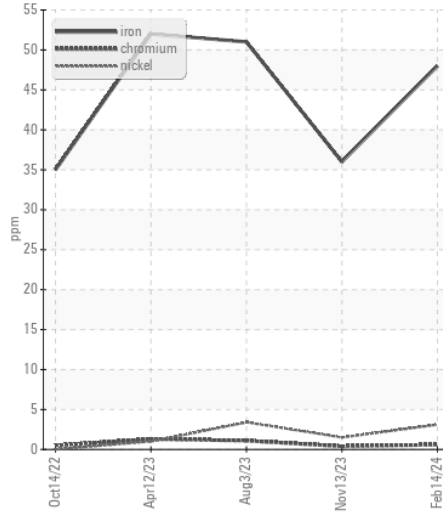
The BN result indicates that there is suitable alkalinity remaining in the oil. The condition of the oil is suitable for further service.

Sodium	ppm	ASTM D5185m		2	0	0
Boron	ppm	ASTM D5185m	0	6	<1	0
Barium	ppm	ASTM D5185m	0	<1	<1	0
Molybdenum	ppm	ASTM D5185m	60	65	64	62
Manganese	ppm	ASTM D5185m	0	2	<1	0
Magnesium	ppm	ASTM D5185m	1010	971	902	1008
Calcium	ppm	ASTM D5185m	1070	1171	1080	1228
Phosphorus	ppm	ASTM D5185m	1150	1041	941	1070
Zinc	ppm	ASTM D5185m	1270	1306	1188	1424
Sulfur	ppm	ASTM D5185m	2060	3275	2679	3719
Oxidation	Abs/.1mm	*ASTM D7414	>25	18.5	18.2	17.4
Base Number (BN)	mg KOH/g	ASTM D2896	9.8	6.1	6.2	6.3
Visc @ 100°C	cSt	ASTM D445	15.4	13.5	13.6	14.0

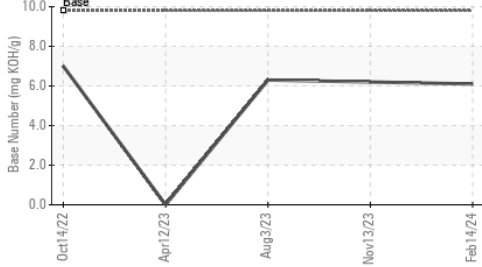
FT-IR (Direct Trend)



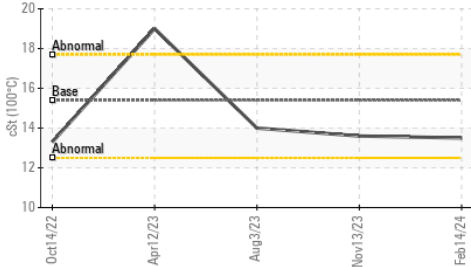
Ferrous Alloys



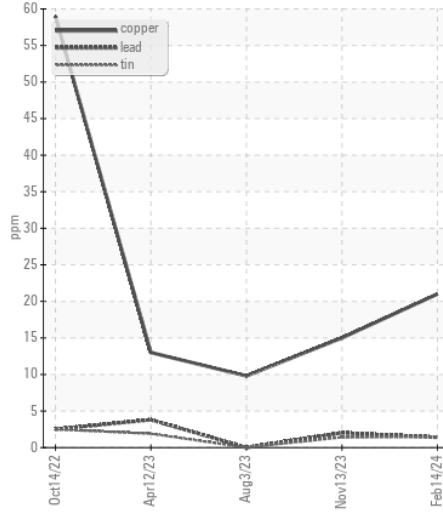
Base Number



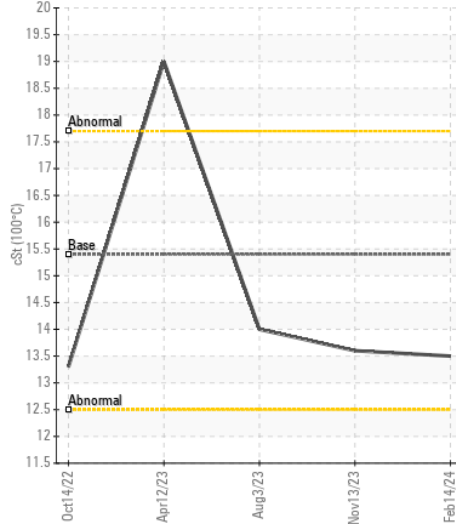
Viscosity @ 100°C



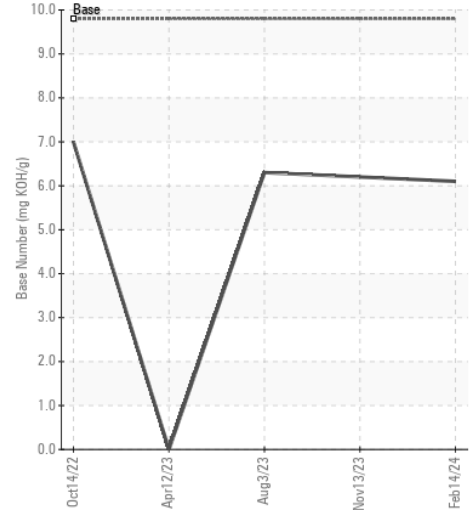
Non-ferrous Metals



Viscosity @ 100°C



Base Number



Certificate L2367

Laboratory : WearCheck USA - 501 Madison Ave., Cary, NC 27513
Sample No. : NL0001845
Lab Number : 06147105
Unique Number : 10977183
Test Package : FLEET

Received : 12 Apr 2024
Tested : 15 Apr 2024
Diagnosed : 15 Apr 2024 - Wes Davis

FOX & JAMES NATIONALEASE - Manassas
 1145 INDUSTRIAL RD
 MANASSAS, VA
 US 20109
 Contact: JOSH ROLAND
 j.roland@foxandjames.com
 T: (571)379-5296
 F:

To discuss this sample report, contact Customer Service at 1-800-237-1369.

* - Denotes test methods that are outside of the ISO 17025 scope of accreditation.

Statements of conformity to specifications are based on the simple acceptance decision rule (JCGM 106:2012)