



WEAR	NORMAL
CONTAMINATION	NORMAL
FLUID CONDITION	NORMAL

Area
VIRGINIA INGRAM
Machine Id
[VIRGINIA INGRAM] 003 661437-3
Component
Starboard Main Engine
Fluid
CHEVRON DELO 710 LE (250 GAL)

RECOMMENDATION

Resample at the next service interval to monitor.

Test	UOM	Method	Limit/Abn	Current	History1	History2
Sample Number		Client Info		MW0046649	MW0054164	MW0054157
Sample Date		Client Info		01 Mar 2024	19 Jan 2024	31 Dec 2023
Machine Age	hrs	Client Info		41632	41056	41035
Oil Age	hrs	Client Info		41632	41056	41035
Filter Age	hrs	Client Info		0	0	0
Oil Changed		Client Info		N/A	N/A	N/A
Filter Changed		Client Info		N/A	N/A	N/A
Sample Status				NORMAL	NORMAL	NORMAL

WEAR

All component wear rates are normal.

Iron	ppm	ASTM D5185m	>75	13	12	12
Chromium	ppm	ASTM D5185m	>8	2	<1	1
Nickel	ppm	ASTM D5185m	>2	<1	0	0
Titanium	ppm	ASTM D5185m	>3	<1	0	0
Silver	ppm	ASTM D5185m	>2	0	0	0
Aluminum	ppm	ASTM D5185m	>15	3	3	2
Lead	ppm	ASTM D5185m	>18	11	8	8
Copper	ppm	ASTM D5185m	>80	25	27	26
Tin	ppm	ASTM D5185m	>14	7	6	5
Vanadium	ppm	ASTM D5185m		<1	0	<1
White Metal	scalar	*Visual	NONE	NONE	NONE	NONE
Yellow Metal	scalar	*Visual	NONE	NONE	NONE	NONE

CONTAMINATION

There is no indication of any contamination in the oil.

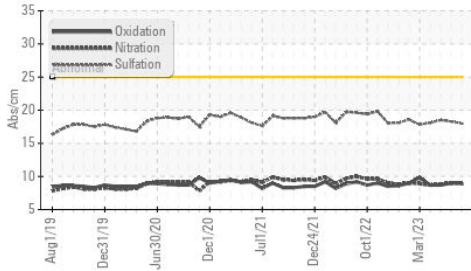
Silicon	ppm	ASTM D5185m	>20	4	4	4
Potassium	ppm	ASTM D5185m	>20	3	<1	<1
Fuel		WC Method	>4.0	<1.0	<1.0	<1.0
Water		WC Method	>0.1	NEG	NEG	NEG
Glycol		WC Method		NEG	NEG	NEG
Soot %	%	*ASTM D7844		1	1.1	1.1
Nitration	Abs/cm	*ASTM D7624	>20	8.9	9.0	8.8
Sulfation	Abs/.1mm	*ASTM D7415	>30	18.0	18.3	18.5
Silt	scalar	*Visual	NONE	NONE	NONE	NONE
Debris	scalar	*Visual	NONE	NONE	NONE	NONE
Sand/Dirt	scalar	*Visual	NONE	NONE	NONE	NONE
Appearance	scalar	*Visual	NORML	NORML	NORML	NORML
Odor	scalar	*Visual	NORML	NORML	NORML	NORML
Emulsified Water	scalar	*Visual	>0.1	NEG	NEG	NEG

FLUID CONDITION

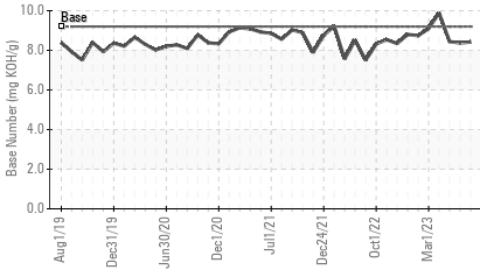
The BN result indicates that there is suitable alkalinity remaining in the oil. The condition of the oil is suitable for further service.

Sodium	ppm	ASTM D5185m	>75	<1	<1	1
Boron	ppm	ASTM D5185m		35	34	39
Barium	ppm	ASTM D5185m		0	0	0
Molybdenum	ppm	ASTM D5185m		47	45	45
Manganese	ppm	ASTM D5185m		1	<1	<1
Magnesium	ppm	ASTM D5185m		15	14	27
Calcium	ppm	ASTM D5185m		3830	3313	3358
Phosphorus	ppm	ASTM D5185m		8	7	10
Zinc	ppm	ASTM D5185m	10	9	2	4
Sulfur	ppm	ASTM D5185m		2989	2289	2409
Oxidation	Abs/.1mm	*ASTM D7414	>25	9.0	9.0	8.7
Base Number (BN)	mg KOH/g	ASTM D2896	9.2	8.42	8.37	8.44
Visc @ 100°C	cSt	ASTM D445	15.5	15.0	15.0	14.8

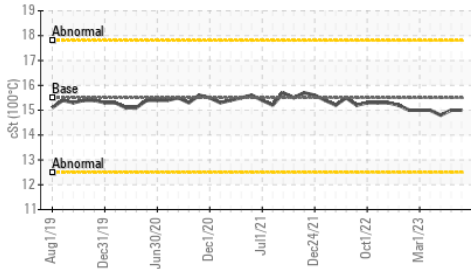
FT-IR (Direct Trend)



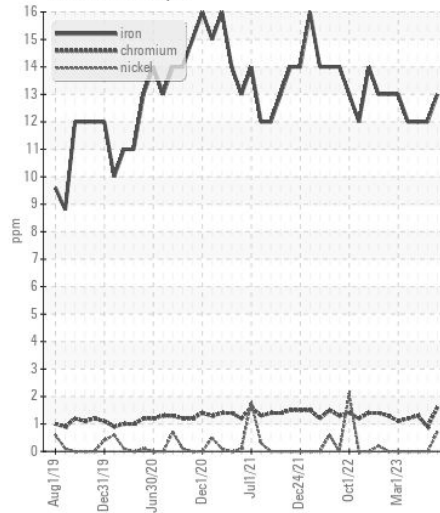
Base Number



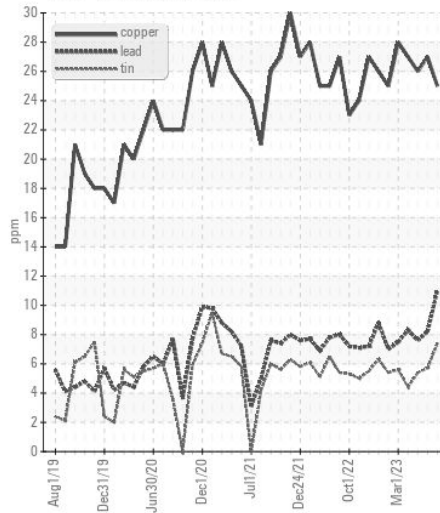
Viscosity @ 100°C



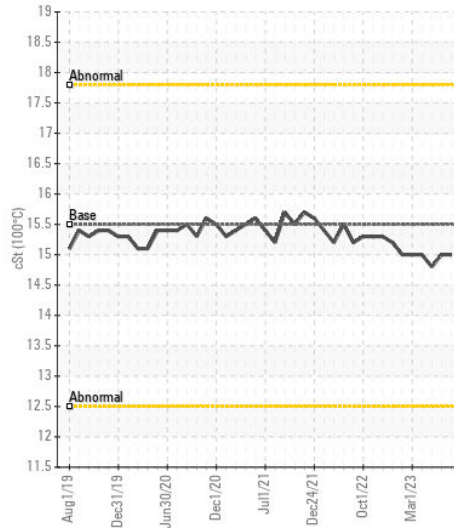
Ferrous Alloys



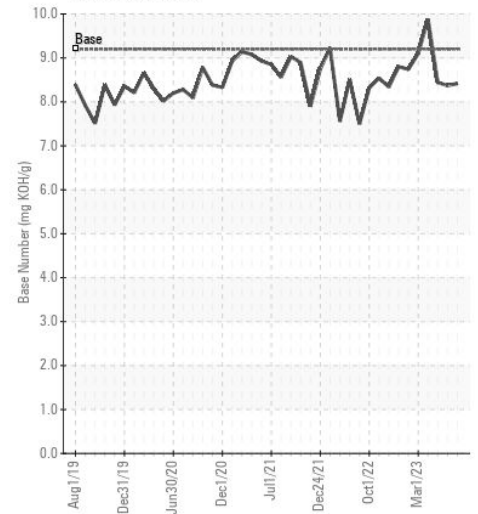
Non-ferrous Metals



Viscosity @ 100°C



Base Number



Laboratory : WearCheck USA - 501 Madison Ave., Cary, NC 27513
Sample No. : MW0046649 **Received** : 12 Apr 2024
Lab Number : 06147549 **Tested** : 15 Apr 2024
Unique Number : 10977627 **Diagnosed** : 15 Apr 2024 - Wes Davis
Test Package : MAR 2

INGRAM BARGE
 900 S 3RD ST
 PADUCAH, KY
 US 42003
 Contact: JEFF BISHOP
 jeff.bishop@ingrambarga.com
 T:
 F: (615)695-3697

To discuss this sample report, contact Customer Service at 1-800-237-1369.

* - Denotes test methods that are outside of the ISO 17025 scope of accreditation.

Statements of conformity to specifications are based on the simple acceptance decision rule (JCGM 106:2012)