



# OIL ANALYSIS REPORT

WEAR	<b>NORMAL</b>
CONTAMINATION	<b>NORMAL</b>
FLUID CONDITION	<b>NORMAL</b>



Machine Id  
**VOLVO L150H 5363**  
Component  
**Front Axle**  
Fluid  
**MOBIL MOBILFLUID 424 (--- GAL)**

## RECOMMENDATION

Resample at the next service interval to monitor.

Test	UOM	Method	Limit/Abn	Current	History1	History2
Sample Number		Client Info		<b>ML0000120</b>	ML0000158	VCP436348
Sample Date		Client Info		<b>10 Apr 2024</b>	13 Feb 2024	19 Dec 2023
Machine Age	hrs	Client Info		<b>9968</b>	9727	9491
Oil Age	hrs	Client Info		<b>1957</b>	1716	1480
Filter Age	hrs	Client Info		<b>1957</b>	1716	0
Oil Changed		Client Info		<b>Changed</b>	Not Changd	Not Changd
Filter Changed		Client Info		<b>Changed</b>	Not Changd	Not Changd
Sample Status				<b>NORMAL</b>	NORMAL	NORMAL

## WEAR

All component wear rates are normal.

Iron	ppm	ASTM D5185m	>500	<b>19</b>	18	12
Chromium	ppm	ASTM D5185m	>20	<b>&lt;1</b>	<1	<1
Nickel	ppm	ASTM D5185m	>10	<b>&lt;1</b>	0	0
Titanium	ppm	ASTM D5185m		<b>&lt;1</b>	0	0
Silver	ppm	ASTM D5185m		<b>0</b>	0	0
Aluminum	ppm	ASTM D5185m	>30	<b>2</b>	<1	<1
Lead	ppm	ASTM D5185m	>50	<b>&lt;1</b>	<1	<1
Copper	ppm	ASTM D5185m	>120	<b>5</b>	3	3
Tin	ppm	ASTM D5185m	>20	<b>&lt;1</b>	<1	<1
Vanadium	ppm	ASTM D5185m		<b>0</b>	0	0
White Metal	scalar	*Visual	NONE	<b>NONE</b>	NONE	NONE
Yellow Metal	scalar	*Visual	NONE	<b>NONE</b>	NONE	NONE

## CONTAMINATION

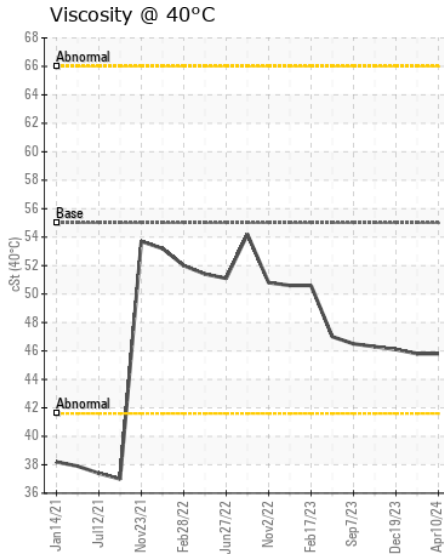
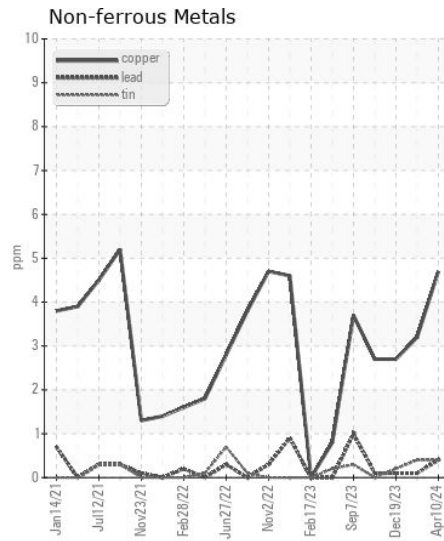
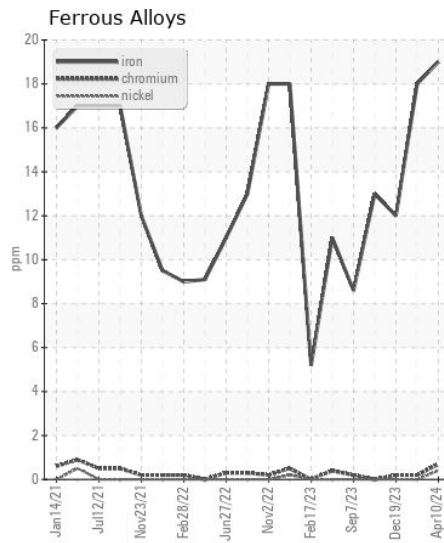
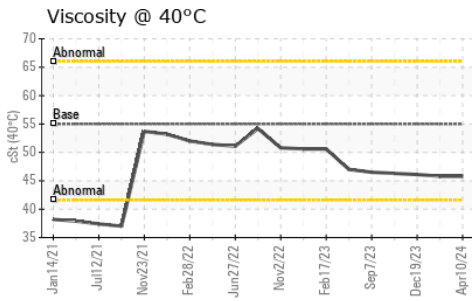
There is no indication of any contamination in the component.

Silicon	ppm	ASTM D5185m	>50	<b>8</b>	9	9
Potassium	ppm	ASTM D5185m	>20	<b>2</b>	0	0
Water		WC Method	>0.2	<b>NEG</b>	NEG	NEG
Silt	scalar	*Visual	NONE	<b>NONE</b>	NONE	NONE
Debris	scalar	*Visual	NONE	<b>NONE</b>	NONE	NONE
Sand/Dirt	scalar	*Visual	NONE	<b>NONE</b>	NONE	NONE
Appearance	scalar	*Visual	NORML	<b>NORML</b>	NORML	NORML
Odor	scalar	*Visual	NORML	<b>NORML</b>	NORML	NORML
Emulsified Water	scalar	*Visual	>0.2	<b>NEG</b>	NEG	NEG

## FLUID CONDITION

The condition of the oil is acceptable for the time in service.

Sodium	ppm	ASTM D5185m		<b>0</b>	2	<1
Boron	ppm	ASTM D5185m		<b>95</b>	96	78
Barium	ppm	ASTM D5185m		<b>0</b>	0	0
Molybdenum	ppm	ASTM D5185m		<b>2</b>	2	0
Manganese	ppm	ASTM D5185m		<b>&lt;1</b>	<1	<1
Magnesium	ppm	ASTM D5185m		<b>31</b>	28	28
Calcium	ppm	ASTM D5185m		<b>3579</b>	3090	3251
Phosphorus	ppm	ASTM D5185m		<b>1336</b>	1135	1191
Zinc	ppm	ASTM D5185m		<b>1426</b>	1261	1345
Sulfur	ppm	ASTM D5185m		<b>5912</b>	4385	4374
Visc @ 40°C	cSt	ASTM D445	55	<b>45.8</b>	45.8	46.1



Certificate L2367

**Laboratory** : WearCheck USA - 501 Madison Ave., Cary, NC 27513  
**Sample No.** : ML0000120  
**Lab Number** : 06147805  
**Unique Number** : 10977883  
**Test Package** : CONST

**Received** : 12 Apr 2024  
**Tested** : 15 Apr 2024  
**Diagnosed** : 16 Apr 2024 - Don Baldrige

**MARYLAND ENVIRONMENTAL SERVICES**  
 21210 MARTINSBURG RD  
 DICKERSON, MD  
 US 20842  
 Contact: ALAN PARRISH  
 aparr@menv.com  
 T: (301)428-8185  
 F: (301)428-8311

To discuss this sample report, contact Customer Service at 1-800-237-1369.

\* - Denotes test methods that are outside of the ISO 17025 scope of accreditation.

Statements of conformity to specifications are based on the simple acceptance decision rule (JCGM 106:2012)