



WEAR	NORMAL
CONTAMINATION	NORMAL
FLUID CONDITION	NORMAL

Machine Id
JOHN DEERE DENNIS ROSS
Component
Starboard Genset
Fluid
CHEVRON DELO 400 LE 15W40 (6 GAL)

RECOMMENDATION

Resample at the next service interval to monitor.

Test	UOM	Method	Limit/Abn	Current	History1	History2
Sample Number		Client Info		MW0049141	MW0061835	MW0061802
Sample Date		Client Info		03 Apr 2024	24 Feb 2024	15 Jan 2024
Machine Age	hrs	Client Info		25719	25270	24799
Oil Age	hrs	Client Info		449	471	492
Filter Age	hrs	Client Info		449	471	492
Oil Changed		Client Info		Changed	Not Changd	Changed
Filter Changed		Client Info		Changed	Not Changd	Changed
Sample Status				NORMAL	NORMAL	NORMAL

WEAR

All component wear rates are normal.

Iron	ppm	ASTM D5185m	>50	5	6	7
Chromium	ppm	ASTM D5185m	>4	0	<1	0
Nickel	ppm	ASTM D5185m	>2	0	0	0
Titanium	ppm	ASTM D5185m		12	10	12
Silver	ppm	ASTM D5185m	>5	0	0	0
Aluminum	ppm	ASTM D5185m	>12	1	2	2
Lead	ppm	ASTM D5185m	>17	<1	0	<1
Copper	ppm	ASTM D5185m	>70	0	<1	<1
Tin	ppm	ASTM D5185m	>15	0	0	<1
Vanadium	ppm	ASTM D5185m		<1	0	0
White Metal	scalar	*Visual	NONE	NONE	NONE	NONE
Yellow Metal	scalar	*Visual	NONE	NONE	NONE	NONE

CONTAMINATION

There is no indication of any contamination in the oil.

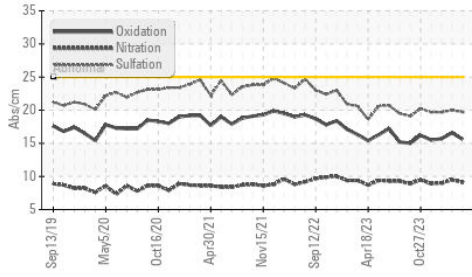
Silicon	ppm	ASTM D5185m	>25	4	4	4
Potassium	ppm	ASTM D5185m	>20	0	<1	2
Fuel		WC Method	>4.0	<1.0	<1.0	<1.0
Water		WC Method	>0.1	NEG	NEG	NEG
Glycol		WC Method		NEG	NEG	NEG
Soot %	%	*ASTM D7844		0.1	0.1	0.1
Nitration	Abs/cm	*ASTM D7624	>20	9.1	9.5	9.0
Sulfation	Abs/.1mm	*ASTM D7415	>30	19.7	20.0	19.7
Silt	scalar	*Visual	NONE	NONE	NONE	NONE
Debris	scalar	*Visual	NONE	NONE	NONE	NONE
Sand/Dirt	scalar	*Visual	NONE	NONE	NONE	NONE
Appearance	scalar	*Visual	NORML	NORML	NORML	NORML
Odor	scalar	*Visual	NORML	NORML	NORML	NORML
Emulsified Water	scalar	*Visual	>0.1	NEG	NEG	NEG

FLUID CONDITION

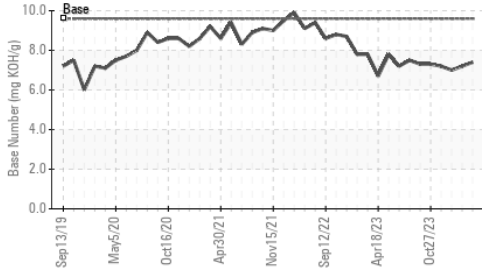
The BN result indicates that there is suitable alkalinity remaining in the oil. The condition of the oil is suitable for further service.

Sodium	ppm	ASTM D5185m		3	2	3
Boron	ppm	ASTM D5185m		108	117	105
Barium	ppm	ASTM D5185m		0	0	0
Molybdenum	ppm	ASTM D5185m		48	53	41
Manganese	ppm	ASTM D5185m		<1	<1	<1
Magnesium	ppm	ASTM D5185m		683	703	704
Calcium	ppm	ASTM D5185m		1615	1510	1582
Phosphorus	ppm	ASTM D5185m	1200	680	673	683
Zinc	ppm	ASTM D5185m	1300	770	782	779
Sulfur	ppm	ASTM D5185m	3200	3141	2828	2798
Oxidation	Abs/.1mm	*ASTM D7414	>25	15.6	16.6	15.7
Base Number (BN)	mg KOH/g	ASTM D2896	9.6	7.4	7.2	7.0
Visc @ 100°C	cSt	ASTM D445	15.7	14.2	14.2	14.2

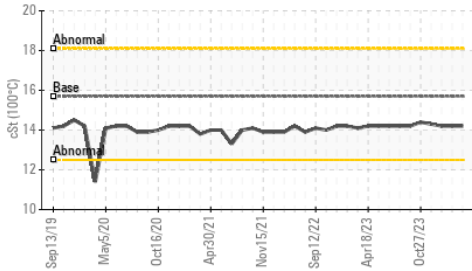
FT-IR (Direct Trend)



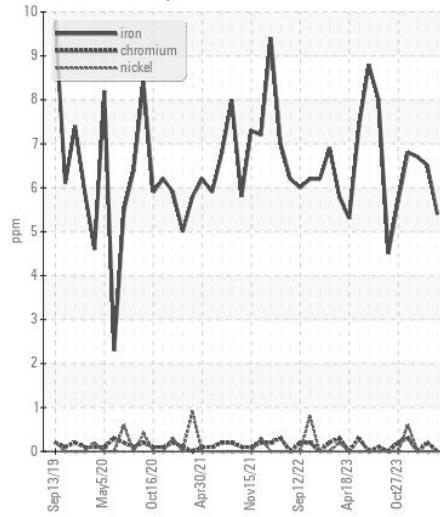
Base Number



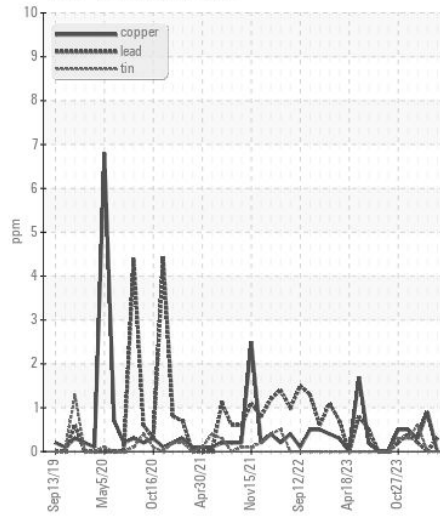
Viscosity @ 100°C



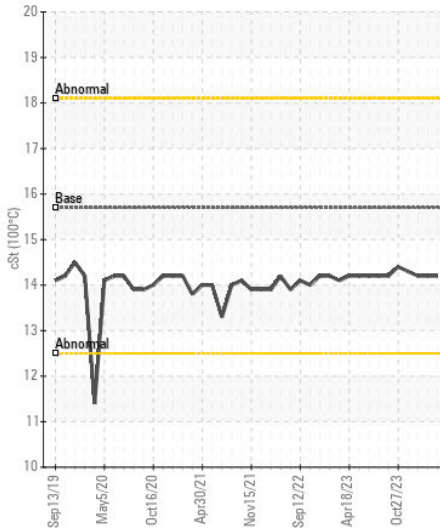
Ferrous Alloys



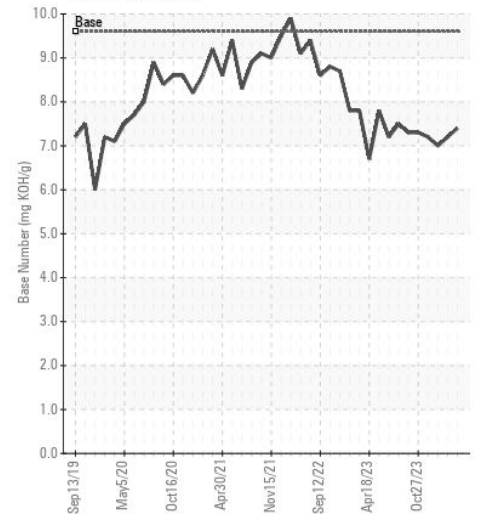
Non-ferrous Metals



Viscosity @ 100°C



Base Number



Certificate L2367

Laboratory : WearCheck USA - 501 Madison Ave., Cary, NC 27513
Sample No. : MW0049141
Lab Number : 06148041
Unique Number : 10978119
Test Package : MAR 2

Received : 12 Apr 2024
Tested : 15 Apr 2024
Diagnosed : 15 Apr 2024 - Wes Davis

MAGNOLIA MARINE TRANSPORT
 697 HAINING ROAD
 VICKSBURG, MS
 US 39183
 Contact: MMT MAINTENANCE PLANNERS
 mmtmaintenanceplanners@ergon.com

To discuss this sample report, contact Customer Service at 1-800-237-1369.

* - Denotes test methods that are outside of the ISO 17025 scope of accreditation.

Statements of conformity to specifications are based on the simple acceptance decision rule (JCGM 106:2012)

T: x:
 F: (601)638-8028