



WEAR	NORMAL
CONTAMINATION	NORMAL
FLUID CONDITION	NORMAL

Area
GEORGE N
Machine Id
[**GEORGE N**] 001 571099-1
Component
Port Main Engine
Fluid
CHEVRON DELO 400 LE 15W40 (--- GAL)

RECOMMENDATION

Resample at the next service interval to monitor.

Test	UOM	Method	Limit/Abn	Current	History1	History2
Sample Number		Client Info		MW0067996	MW0043394	MW0060074
Sample Date		Client Info		10 Apr 2024	03 Mar 2024	03 Feb 2024
Machine Age	hrs	Client Info		23980	23138	22475
Oil Age	hrs	Client Info		310	219	796
Filter Age	hrs	Client Info		1060	219	839
Oil Changed		Client Info		Not Changd	Not Changd	Not Changd
Filter Changed		Client Info		Not Changd	Not Changd	Not Changd
Sample Status				NORMAL	NORMAL	NORMAL

WEAR

All component wear rates are normal.

Iron	ppm	ASTM D5185m	>75	6	3	5
Chromium	ppm	ASTM D5185m	>8	<1	<1	0
Nickel	ppm	ASTM D5185m	>2	<1	0	0
Titanium	ppm	ASTM D5185m	>3	<1	0	0
Silver	ppm	ASTM D5185m	>2	0	0	0
Aluminum	ppm	ASTM D5185m	>15	4	4	2
Lead	ppm	ASTM D5185m	>18	1	<1	0
Copper	ppm	ASTM D5185m	>80	2	<1	1
Tin	ppm	ASTM D5185m	>14	<1	0	0
Vanadium	ppm	ASTM D5185m		<1	0	<1
White Metal	scalar	*Visual	NONE	LIGHT	NONE	NONE
Yellow Metal	scalar	*Visual	NONE	NONE	NONE	NONE

CONTAMINATION

There is no indication of any contamination in the oil.

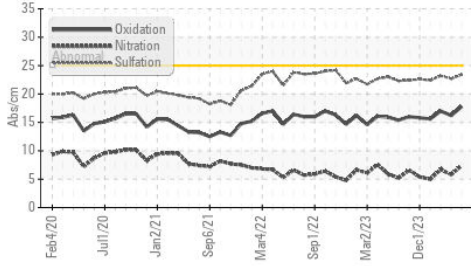
Silicon	ppm	ASTM D5185m	>20	7	5	5
Potassium	ppm	ASTM D5185m	>20	2	0	0
Fuel		WC Method	>4.0	<1.0	<1.0	<1.0
Water		WC Method	>0.1	NEG	NEG	NEG
Glycol		WC Method		NEG	NEG	NEG
Soot %	%	*ASTM D7844		0.1	0.1	0.1
Nitration	Abs/cm	*ASTM D7624	>20	7.4	5.8	6.7
Sulfation	Abs/.1mm	*ASTM D7415	>30	23.4	22.7	23.2
Silt	scalar	*Visual	NONE	NONE	NONE	NONE
Debris	scalar	*Visual	NONE	NONE	NONE	NONE
Sand/Dirt	scalar	*Visual	NONE	NONE	NONE	NONE
Appearance	scalar	*Visual	NORML	NORML	NORML	NORML
Odor	scalar	*Visual	NORML	NORML	NORML	NORML
Emulsified Water	scalar	*Visual	>0.1	NEG	NEG	NEG

FLUID CONDITION

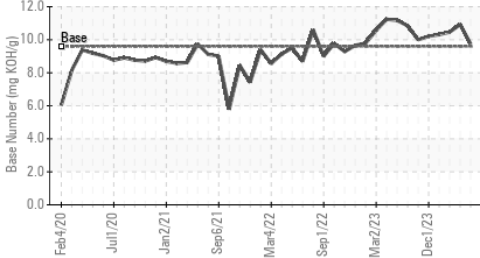
The BN result indicates that there is suitable alkalinity remaining in the oil. The condition of the oil is suitable for further service.

Sodium	ppm	ASTM D5185m	>75	0	<1	<1
Boron	ppm	ASTM D5185m		405	389	352
Barium	ppm	ASTM D5185m		0	0	0
Molybdenum	ppm	ASTM D5185m		143	131	126
Manganese	ppm	ASTM D5185m		1	<1	<1
Magnesium	ppm	ASTM D5185m		715	715	663
Calcium	ppm	ASTM D5185m		1720	1530	1526
Phosphorus	ppm	ASTM D5185m	1200	806	685	709
Zinc	ppm	ASTM D5185m	1300	926	829	836
Sulfur	ppm	ASTM D5185m	3200	3040	2373	2486
Oxidation	Abs/.1mm	*ASTM D7414	>25	17.8	16.2	17.0
Base Number (BN)	mg KOH/g	ASTM D2896	9.6	9.75	10.92	10.46
Visc @ 100°C	cSt	ASTM D445	15.7	12.8	13.1	12.9

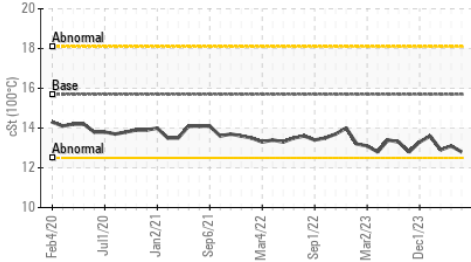
FT-IR (Direct Trend)



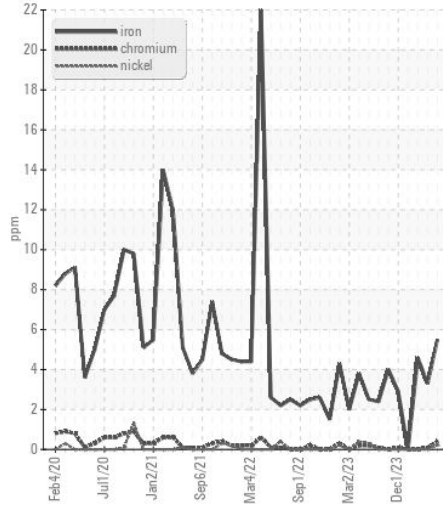
Base Number



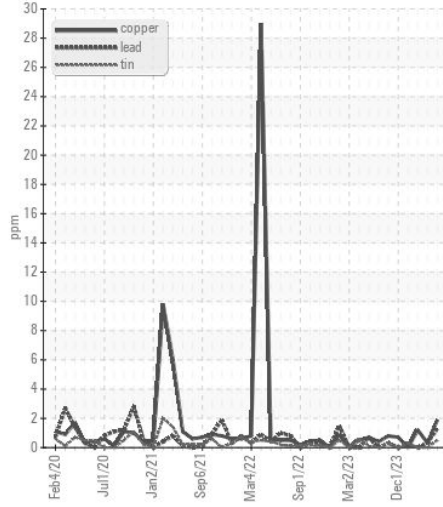
Viscosity @ 100°C



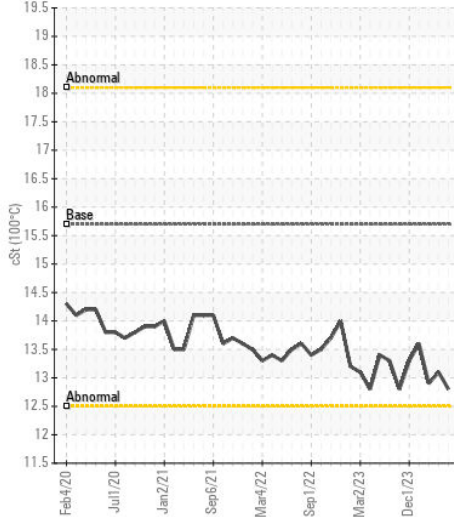
Ferrous Alloys



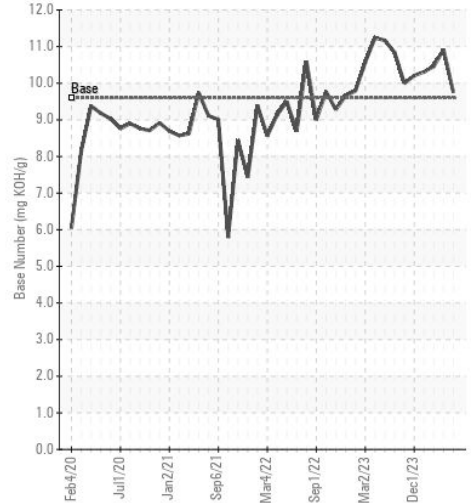
Non-ferrous Metals



Viscosity @ 100°C



Base Number



Certificate L2367

Laboratory : WearCheck USA - 501 Madison Ave., Cary, NC 27513

Sample No. : MW0067996

Lab Number : 06148159

Unique Number : 10978237

Test Package : MAR 2

Received : 12 Apr 2024

Tested : 15 Apr 2024

Diagnosed : 15 Apr 2024 - Wes Davis

INGRAM BARGE

900 S 3RD ST

PADUCAH, KY

US 42003

Contact: ANTHONY VAN CURA

anthony.vancura@ingrambarga.com

T: (270)415-4467

F: (615)695-3697

To discuss this sample report, contact Customer Service at 1-800-237-1369.

* - Denotes test methods that are outside of the ISO 17025 scope of accreditation.

Statements of conformity to specifications are based on the simple acceptance decision rule (JCGM 106:2012)