



WEAR	NORMAL
CONTAMINATION	NORMAL
FLUID CONDITION	NORMAL

Area

(FE4411)

Machine Id

11224

Component

Diesel Engine

Fluid

PETRO CANADA DURON SHP 15W40 (--- GAL)

RECOMMENDATION

Resample at the next service interval to monitor.

Test	UOM	Method	Limit/Abn	Current	History1	History2
Sample Number		Client Info		GFL0104072	GFL0046543	GFL0035568
Sample Date		Client Info		11 Apr 2024	11 Mar 2022	02 Nov 2021
Machine Age	hrs	Client Info		12607	10968	1032
Oil Age	hrs	Client Info		600	600	600
Filter Age	hrs	Client Info		600	600	600
Oil Changed		Client Info		Changed	Changed	Changed
Filter Changed		Client Info		Changed	Changed	Changed
Sample Status				NORMAL	NORMAL	NORMAL

WEAR

All component wear rates are normal.

Iron	ppm	ASTM D5185m	>100	14	4	6
Chromium	ppm	ASTM D5185m	>20	0	<1	<1
Nickel	ppm	ASTM D5185m	>4	0	0	0
Titanium	ppm	ASTM D5185m		0	<1	1
Silver	ppm	ASTM D5185m	>3	0	0	0
Aluminum	ppm	ASTM D5185m	>20	<1	1	2
Lead	ppm	ASTM D5185m	>40	0	<1	<1
Copper	ppm	ASTM D5185m	>330	0	<1	1
Tin	ppm	ASTM D5185m	>15	0	<1	<1
Vanadium	ppm	ASTM D5185m		0	0	0
White Metal	scalar	*Visual	NONE	NONE	NONE	NONE
Yellow Metal	scalar	*Visual	NONE	NONE	NONE	NONE

CONTAMINATION

There is no indication of any contamination in the oil.

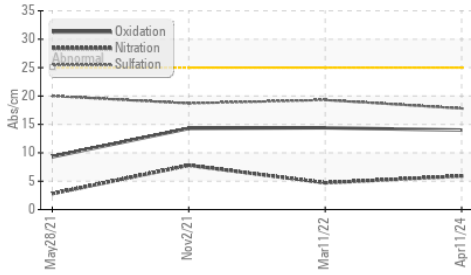
Silicon	ppm	ASTM D5185m	>25	6	3	3
Potassium	ppm	ASTM D5185m	>20	0	0	0
Fuel		WC Method	>5	<1.0	<1.0	<1.0
Water		WC Method	>0.2	NEG	NEG	NEG
Glycol		WC Method		NEG	NEG	NEG
Soot %	%	*ASTM D7844	>3	0.2	0	0.2
Nitration	Abs/cm	*ASTM D7624	>20	5.9	4.7	7.8
Sulfation	Abs/.1mm	*ASTM D7415	>30	17.8	19.3	18.7
Silt	scalar	*Visual	NONE	NONE	NONE	NONE
Debris	scalar	*Visual	NONE	NONE	NONE	NONE
Sand/Dirt	scalar	*Visual	NONE	NONE	NONE	NONE
Appearance	scalar	*Visual	NORML	NORML	NORML	NORML
Odor	scalar	*Visual	NORML	NORML	NORML	NORML
Emulsified Water	scalar	*Visual	>0.2	NEG	NEG	NEG

FLUID CONDITION

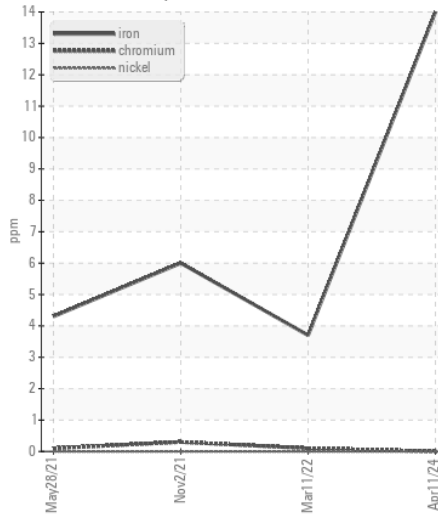
The BN result indicates that there is suitable alkalinity remaining in the oil. The condition of the oil is suitable for further service.

Sodium	ppm	ASTM D5185m		2	<1	2
Boron	ppm	ASTM D5185m	0	9	19	20
Barium	ppm	ASTM D5185m	0	0	0	0
Molybdenum	ppm	ASTM D5185m	60	56	62	63
Manganese	ppm	ASTM D5185m	0	0	<1	<1
Magnesium	ppm	ASTM D5185m	1010	886	975	944
Calcium	ppm	ASTM D5185m	1070	1047	1184	1127
Phosphorus	ppm	ASTM D5185m	1150	1027	1074	1003
Zinc	ppm	ASTM D5185m	1270	1162	1222	1197
Sulfur	ppm	ASTM D5185m	2060	3311	2848	2714
Oxidation	Abs/.1mm	*ASTM D7414	>25	14.0	14.4	14.3
Base Number (BN)	mg KOH/g	ASTM D2896	9.8	9.2	10.8	8.5
Visc @ 100°C	cSt	ASTM D445	15.4	13.6	12.8	13.2

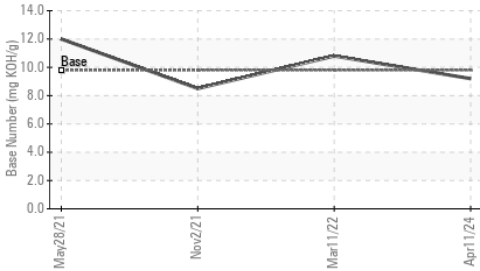
FT-IR (Direct Trend)



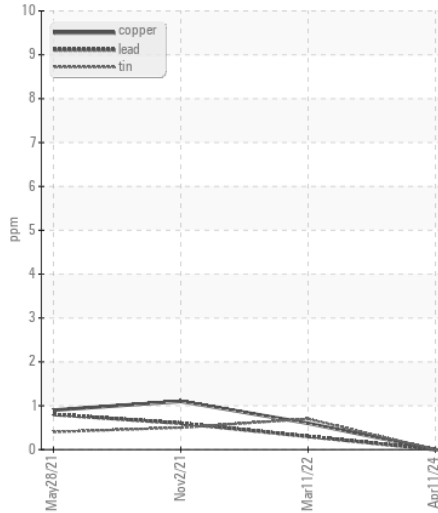
Ferrous Alloys



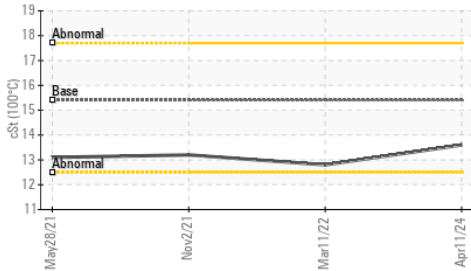
Base Number



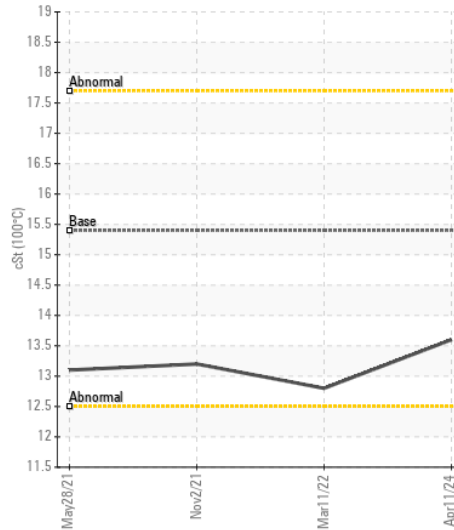
Non-ferrous Metals



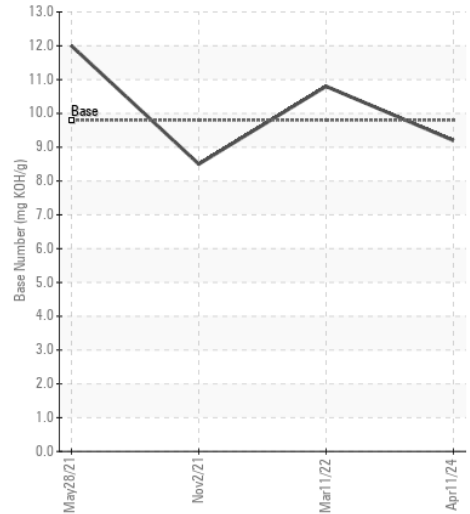
Viscosity @ 100°C



Viscosity @ 100°C



Base Number



Certificate L2367

Laboratory : WearCheck USA - 501 Madison Ave., Cary, NC 27513

Sample No. : GFL0104072

Lab Number : 06148289

Unique Number : 10978367

Test Package : FLEET

Received : 15 Apr 2024

Tested : 16 Apr 2024

Diagnosed : 16 Apr 2024 - Wes Davis

GFL Environmental - 028 - Weldon

2211 US Highway 301

Halifax, NC

US 27839

Contact: TRAVIS PORCH

tporch@gflenv.com

T: (252)532-3344

F:

To discuss this sample report, contact Customer Service at 1-800-237-1369.

* - Denotes test methods that are outside of the ISO 17025 scope of accreditation.

Statements of conformity to specifications are based on the simple acceptance decision rule (JCGM 106:2012)