



WEAR CHECK

OIL ANALYSIS REPORT

WEAR	NORMAL
CONTAMINATION	NORMAL
FLUID CONDITION	NORMAL

Machine Id
7318
Component
Diesel Engine
Fluid
EXXON 15W40 (--- QTS)

RECOMMENDATION

Resample at the next service interval to monitor.

Test	UOM	Method	Limit/Abn	Current	History1	History2
Sample Number		Client Info		WC0903548	WC0858282	WC0779992
Sample Date		Client Info		04 Apr 2024	27 Nov 2023	27 Jan 2023
Machine Age	mls	Client Info		285214	264959	215461
Oil Age	mls	Client Info		20255	25997	23045
Filter Age	mls	Client Info		20255	25997	23045
Oil Changed		Client Info		Changed	Changed	Changed
Filter Changed		Client Info		Changed	Changed	Changed
Sample Status				NORMAL	NORMAL	NORMAL

WEAR

All component wear rates are normal.

Iron	ppm	ASTM D5185m	>100	13	15	16
Chromium	ppm	ASTM D5185m	>20	<1	1	2
Nickel	ppm	ASTM D5185m	>4	0	0	0
Titanium	ppm	ASTM D5185m		0	0	0
Silver	ppm	ASTM D5185m	>3	0	0	0
Aluminum	ppm	ASTM D5185m	>20	13	11	13
Lead	ppm	ASTM D5185m	>40	0	1	<1
Copper	ppm	ASTM D5185m	>330	2	3	4
Tin	ppm	ASTM D5185m	>15	<1	<1	<1
Vanadium	ppm	ASTM D5185m		0	<1	<1
White Metal	scalar	*Visual	NONE	NONE	NONE	NONE
Yellow Metal	scalar	*Visual	NONE	NONE	NONE	NONE

CONTAMINATION

There is no indication of any contamination in the oil.

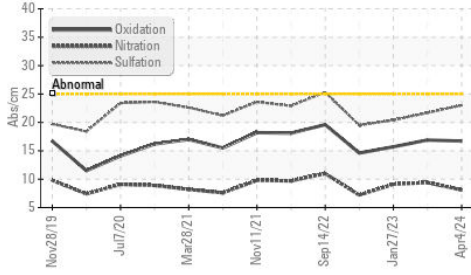
Silicon	ppm	ASTM D5185m	>25	5	5	5
Potassium	ppm	ASTM D5185m	>20	2	2	2
Fuel		WC Method	>5	<1.0	<1.0	<1.0
Water		WC Method	>0.2	NEG	NEG	NEG
Glycol		WC Method		NEG	NEG	NEG
Soot %	%	*ASTM D7844	>3	0.7	0.9	0.7
Nitration	Abs/cm	*ASTM D7624	>20	8.1	9.4	9.1
Sulfation	Abs/.1mm	*ASTM D7415	>30	23.0	21.7	20.4
Silt	scalar	*Visual	NONE	NONE	NONE	NONE
Debris	scalar	*Visual	NONE	NONE	NONE	NONE
Sand/Dirt	scalar	*Visual	NONE	NONE	NONE	NONE
Appearance	scalar	*Visual	NORML	NORML	NORML	NORML
Odor	scalar	*Visual	NORML	NORML	NORML	NORML
Emulsified Water	scalar	*Visual	>0.2	NEG	NEG	NEG

FLUID CONDITION

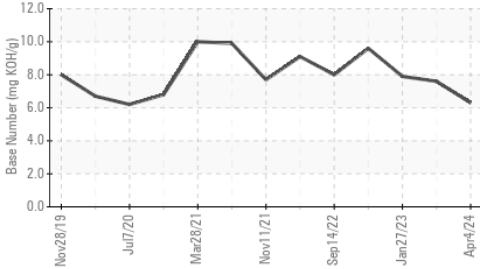
The BN result indicates that there is suitable alkalinity remaining in the oil. The condition of the oil is suitable for further service.

Sodium	ppm	ASTM D5185m		1	0	<1
Boron	ppm	ASTM D5185m		245	3	3
Barium	ppm	ASTM D5185m		0	0	0
Molybdenum	ppm	ASTM D5185m		85	68	63
Manganese	ppm	ASTM D5185m		<1	<1	<1
Magnesium	ppm	ASTM D5185m		572	953	913
Calcium	ppm	ASTM D5185m		1428	1112	1095
Phosphorus	ppm	ASTM D5185m		1172	906	982
Zinc	ppm	ASTM D5185m		1412	1294	1216
Sulfur	ppm	ASTM D5185m		4002	3272	3545
Oxidation	Abs/.1mm	*ASTM D7414	>25	16.7	16.9	15.7
Base Number (BN)	mg KOH/g	ASTM D2896		6.3	7.6	7.9
Visc @ 100°C	cSt	ASTM D445	14.4	13.7	13.4	13.0

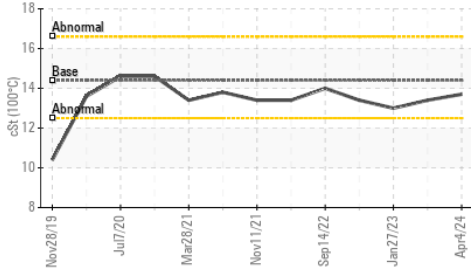
FT-IR (Direct Trend)



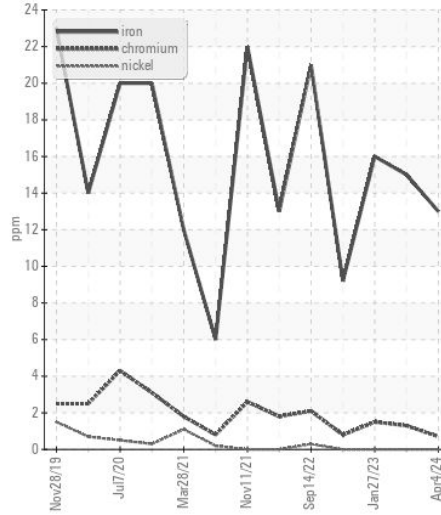
Base Number



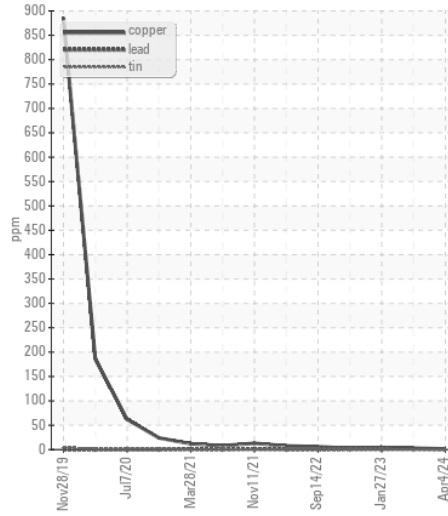
Viscosity @ 100°C



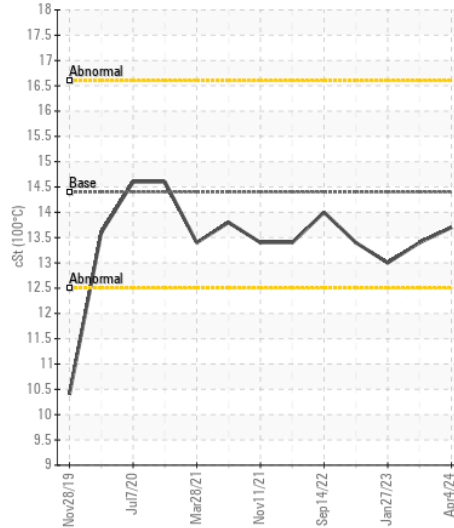
Ferrous Alloys



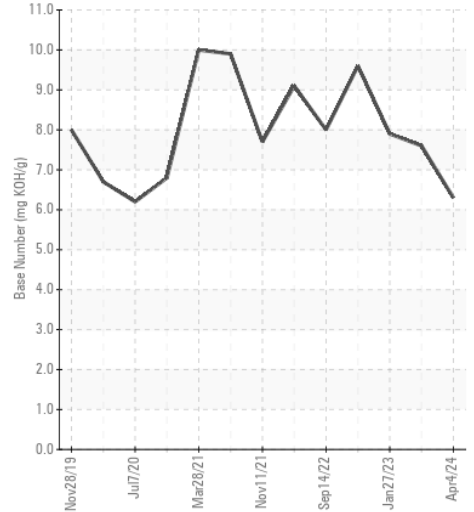
Non-ferrous Metals



Viscosity @ 100°C



Base Number



Certificate L2367

Laboratory : WearCheck USA - 501 Madison Ave., Cary, NC 27513
Sample No. : WC0903548
Lab Number : 06149378
Unique Number : 10979456
Test Package : FLEET

SALEM NATIONALEASE CORPORATION
 198 PARK PLAZA DRIVE
 WINSTON SALEM, NC
 US 27105
 Contact: Audrey Hopkins
 Audrey.Hopkins@salemcorp.com
 T: (336)767-9642
 F: x:

To discuss this sample report, contact Customer Service at 1-800-237-1369.

* - Denotes test methods that are outside of the ISO 17025 scope of accreditation.

Statements of conformity to specifications are based on the simple acceptance decision rule (JCGM 106:2012)