



OIL ANALYSIS REPORT

WEAR	NORMAL
CONTAMINATION	NORMAL
FLUID CONDITION	NORMAL

Machine Id
857-3866
 Component
Diesel Engine
 Fluid
CHEVRON DELO 400 SAE 10W30 (--- GAL)

RECOMMENDATION

Resample at the next service interval to monitor. Please specify the component make and model with your next sample.

Test	UOM	Method	Limit/Abn	Current	History1	History2
Sample Number		Client Info		RPL0014245	RPL0013994	RPL0010135
Sample Date		Client Info		18 Mar 2024	21 Dec 2023	01 Jun 2023
Machine Age	hrs	Client Info		10961	10427	236686
Oil Age	hrs	Client Info		0	0	0
Filter Age	hrs	Client Info		0	0	0
Oil Changed		Client Info		Not Changd	N/A	Not Changd
Filter Changed		Client Info		Not Changd	N/A	Not Changd
Sample Status				NORMAL	NORMAL	NORMAL

WEAR

All component wear rates are normal.

Iron	ppm	ASTM D5185m	>100	35	22	37
Chromium	ppm	ASTM D5185m	>20	2	<1	1
Nickel	ppm	ASTM D5185m	>4	<1	0	0
Titanium	ppm	ASTM D5185m		<1	0	0
Silver	ppm	ASTM D5185m	>3	<1	0	0
Aluminum	ppm	ASTM D5185m	>20	6	2	3
Lead	ppm	ASTM D5185m	>40	6	<1	8
Copper	ppm	ASTM D5185m	>330	2	<1	2
Tin	ppm	ASTM D5185m	>15	1	0	<1
Vanadium	ppm	ASTM D5185m		<1	0	0
White Metal	scalar	*Visual	NONE	NONE	NONE	NONE
Yellow Metal	scalar	*Visual	NONE	NONE	NONE	NONE

CONTAMINATION

There is no indication of any contamination in the oil.

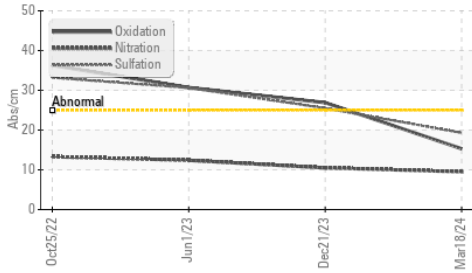
Silicon	ppm	ASTM D5185m	>25	8	6	7
Potassium	ppm	ASTM D5185m	>20	7	5	25
Fuel		WC Method	>5	<1.0	<1.0	<1.0
Water		WC Method	>0.2	NEG	NEG	NEG
Glycol		WC Method		NEG	NEG	NEG
Soot %	%	*ASTM D7844	>3	0.1	0.4	0.5
Nitration	Abs/cm	*ASTM D7624	>20	9.5	10.5	12.4
Sulfation	Abs/.1mm	*ASTM D7415	>30	19.3	25.5	30.6
Silt	scalar	*Visual	NONE	NONE	NONE	NONE
Debris	scalar	*Visual	NONE	NONE	NONE	NONE
Sand/Dirt	scalar	*Visual	NONE	NONE	NONE	NONE
Appearance	scalar	*Visual	NORML	NORML	NORML	NORML
Odor	scalar	*Visual	NORML	NORML	NORML	NORML
Emulsified Water	scalar	*Visual	>0.2	NEG	NEG	NEG

FLUID CONDITION

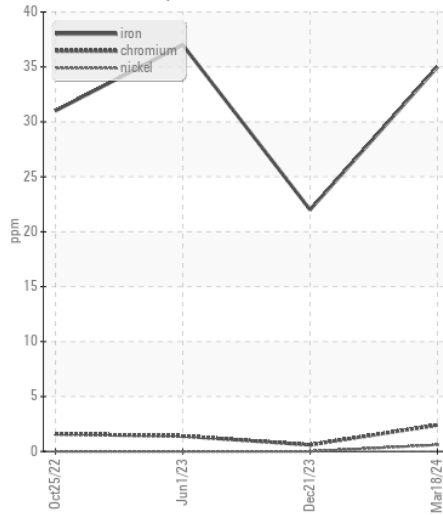
The BN result indicates that there is suitable alkalinity remaining in the oil. The condition of the oil is suitable for further service.

Sodium	ppm	ASTM D5185m		3	2	11
Boron	ppm	ASTM D5185m		19	26	29
Barium	ppm	ASTM D5185m		1	0	0
Molybdenum	ppm	ASTM D5185m		41	41	17
Manganese	ppm	ASTM D5185m		1	0	1
Magnesium	ppm	ASTM D5185m		545	552	724
Calcium	ppm	ASTM D5185m		1671	1694	1419
Phosphorus	ppm	ASTM D5185m	1260	809	754	724
Zinc	ppm	ASTM D5185m	1400	940	936	886
Sulfur	ppm	ASTM D5185m		2713	2531	3496
Oxidation	Abs/.1mm	*ASTM D7414	>25	15.3	26.9	30.7
Base Number (BN)	mg KOH/g	ASTM D2896	10.1	7.4	7.2	4.2
Visc @ 100°C	cSt	ASTM D445	11.1	11.1	11.0	11.5

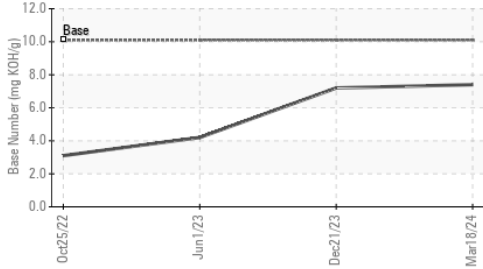
FT-IR (Direct Trend)



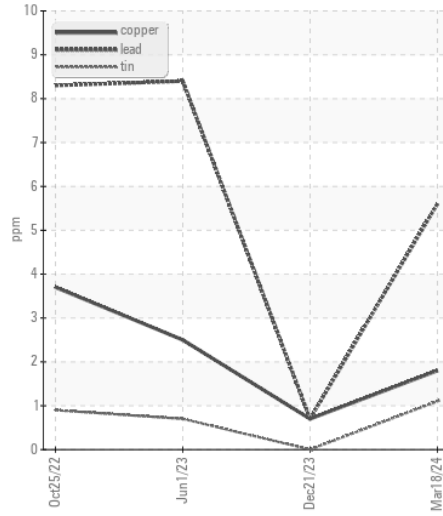
Ferrous Alloys



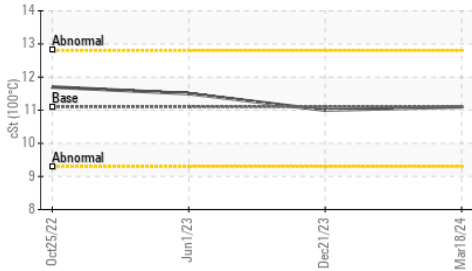
Base Number



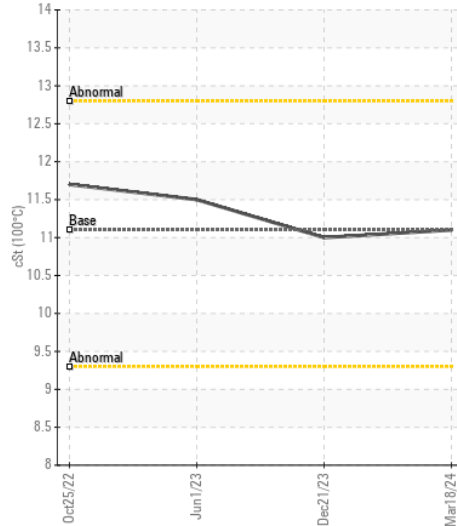
Non-ferrous Metals



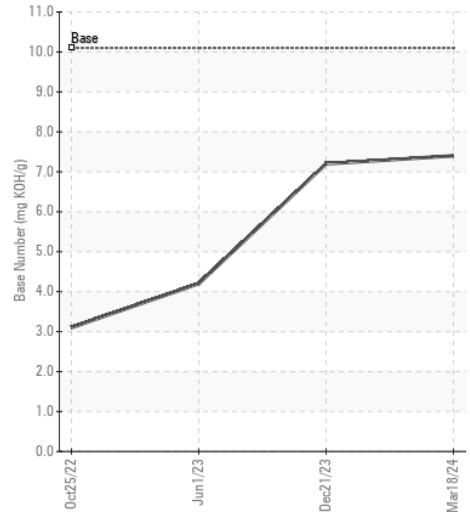
Viscosity @ 100°C



Viscosity @ 100°C



Base Number



Certificate L2367

Laboratory : WearCheck USA - 501 Madison Ave., Cary, NC 27513
Sample No. : RPL0014245
Lab Number : 06149937
Unique Number : 10980015
Test Package : FLEET

Received : 16 Apr 2024
Tested : 17 Apr 2024
Diagnosed : 17 Apr 2024 - Wes Davis

RTL PACLEASE - 7001 - Houston
 6300 N. Loop East
 Houston, TX
 US 77026

Contact: RODNEY BRIGGS
 briggsr@rushenterprises.com

To discuss this sample report, contact Customer Service at 1-800-237-1369.

* - Denotes test methods that are outside of the ISO 17025 scope of accreditation.

Statements of conformity to specifications are based on the simple acceptance decision rule (JCGM 106:2012)

T:
F: