



OIL ANALYSIS REPORT

WEAR	NORMAL
CONTAMINATION	NORMAL
FLUID CONDITION	NORMAL

Machine Id
857-4169
 Component
Diesel Engine
 Fluid
CHEVRON DELO 400 SAE 10W30 (--- GAL)

RECOMMENDATION

Resample at the next service interval to monitor. Please specify the component make and model with your next sample.

Test	UOM	Method	Limit/Abn	Current	History1	History2
Sample Number		Client Info		RPL0014496	RPL0014038	RPL0010448
Sample Date		Client Info		04 Apr 2024	11 Dec 2023	26 Apr 2023
Machine Age	hrs	Client Info		3000	2856	110749
Oil Age	hrs	Client Info		0	0	0
Filter Age	hrs	Client Info		0	0	0
Oil Changed		Client Info		Not Chngd	N/A	N/A
Filter Changed		Client Info		Not Chngd	N/A	N/A
Sample Status				NORMAL	NORMAL	NORMAL

WEAR

All component wear rates are normal.

Iron	ppm	ASTM D5185m	>100	6	14	11
Chromium	ppm	ASTM D5185m	>20	<1	<1	0
Nickel	ppm	ASTM D5185m	>4	0	0	0
Titanium	ppm	ASTM D5185m		0	0	<1
Silver	ppm	ASTM D5185m	>3	0	0	0
Aluminum	ppm	ASTM D5185m	>20	3	6	6
Lead	ppm	ASTM D5185m	>40	0	0	0
Copper	ppm	ASTM D5185m	>330	4	20	62
Tin	ppm	ASTM D5185m	>15	<1	0	0
Vanadium	ppm	ASTM D5185m		0	0	<1
White Metal	scalar	*Visual	NONE	NONE	NONE	NONE
Yellow Metal	scalar	*Visual	NONE	NONE	NONE	NONE

CONTAMINATION

There is no indication of any contamination in the oil.

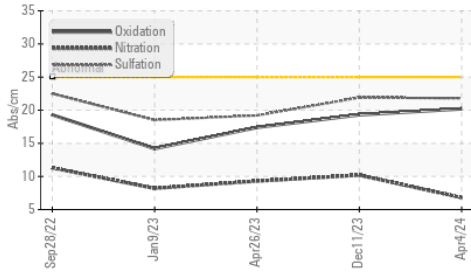
Silicon	ppm	ASTM D5185m	>25	4	6	6
Potassium	ppm	ASTM D5185m	>20	5	16	13
Fuel		WC Method	>5	<1.0	<1.0	<1.0
Water		WC Method	>0.2	NEG	NEG	NEG
Glycol		WC Method		NEG	NEG	NEG
Soot %	%	*ASTM D7844	>3	0.1	0.3	0.3
Nitration	Abs/cm	*ASTM D7624	>20	6.8	10.2	9.3
Sulfation	Abs/.1mm	*ASTM D7415	>30	21.8	21.9	19.2
Silt	scalar	*Visual	NONE	NONE	NONE	NONE
Debris	scalar	*Visual	NONE	NONE	NONE	NONE
Sand/Dirt	scalar	*Visual	NONE	NONE	NONE	NONE
Appearance	scalar	*Visual	NORML	NORML	NORML	NORML
Odor	scalar	*Visual	NORML	NORML	NORML	NORML
Emulsified Water	scalar	*Visual	>0.2	NEG	NEG	NEG

FLUID CONDITION

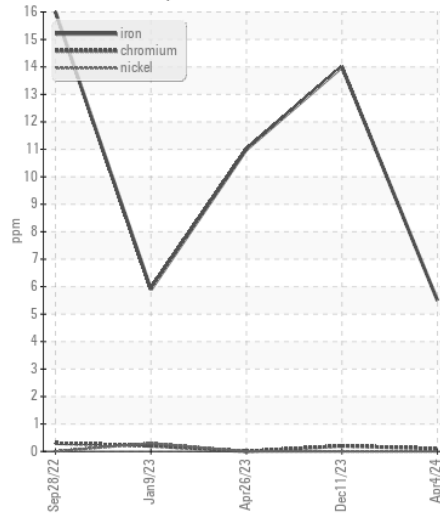
The BN result indicates that there is suitable alkalinity remaining in the oil. The condition of the oil is suitable for further service.

Sodium	ppm	ASTM D5185m		2	2	3
Boron	ppm	ASTM D5185m		58	50	55
Barium	ppm	ASTM D5185m		0	0	0
Molybdenum	ppm	ASTM D5185m		39	8	11
Manganese	ppm	ASTM D5185m		<1	0	<1
Magnesium	ppm	ASTM D5185m		542	736	689
Calcium	ppm	ASTM D5185m		1623	1319	1386
Phosphorus	ppm	ASTM D5185m	1260	787	726	629
Zinc	ppm	ASTM D5185m	1400	923	825	763
Sulfur	ppm	ASTM D5185m		2966	3087	2551
Oxidation	Abs/.1mm	*ASTM D7414	>25	20.2	19.3	17.4
Base Number (BN)	mg KOH/g	ASTM D2896	10.1	9.7	6.2	5.6
Visc @ 100°C	cSt	ASTM D445	11.1	10.8	11.0	10.9

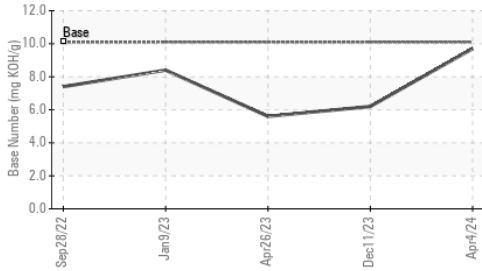
FT-IR (Direct Trend)



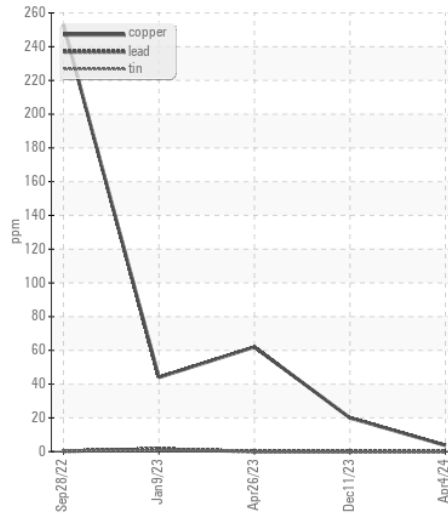
Ferrous Alloys



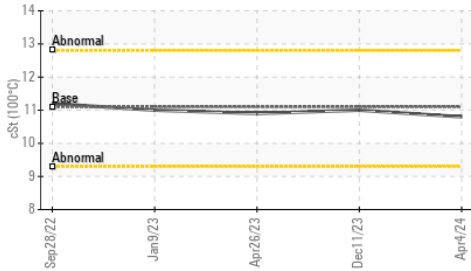
Base Number



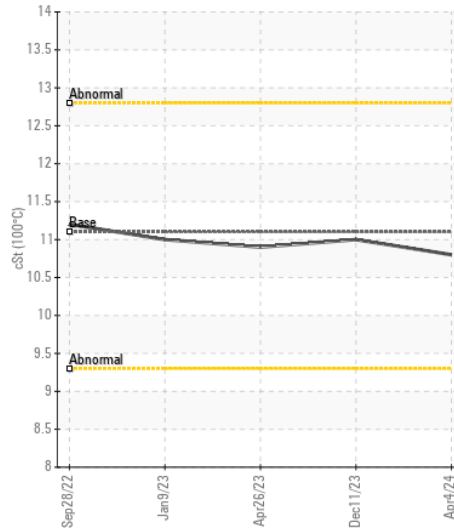
Non-ferrous Metals



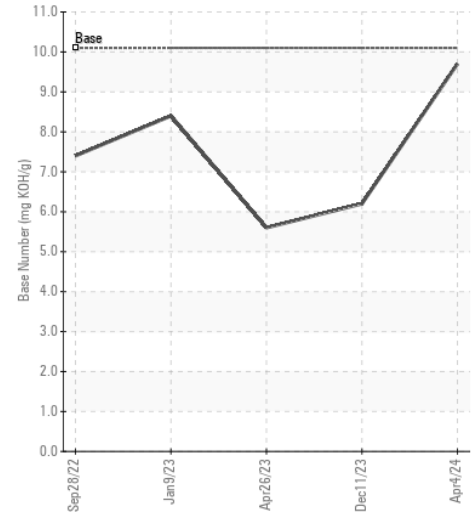
Viscosity @ 100°C



Viscosity @ 100°C



Base Number



Certificate L2367

Laboratory : WearCheck USA - 501 Madison Ave., Cary, NC 27513
Sample No. : RPL0014496
Lab Number : 06149985
Unique Number : 10980063
Test Package : FLEET

Received : 16 Apr 2024
Tested : 17 Apr 2024
Diagnosed : 17 Apr 2024 - Wes Davis

RTL PACLEASE - 7001 - Houston
 6300 N. Loop East
 Houston, TX
 US 77026

Contact: RODNEY BRIGGS
 briggs@rushenterprises.com

To discuss this sample report, contact Customer Service at 1-800-237-1369.

* - Denotes test methods that are outside of the ISO 17025 scope of accreditation.

Statements of conformity to specifications are based on the simple acceptance decision rule (JCGM 106:2012)

T:
F: