



WEAR	NORMAL
CONTAMINATION	NORMAL
FLUID CONDITION	NORMAL

Area
(BB06501)
Machine Id
790M
Component
Diesel Engine
Fluid
PETRO CANADA DURON SHP 15W40 (36 QTS)

RECOMMENDATION

Resample at the next service interval to monitor.

Test	UOM	Method	Limit/Abn	Current	History1	History2
Sample Number		Client Info		GFL0104471	GFL0104342	GFL0104315
Sample Date		Client Info		11 Apr 2024	26 Feb 2024	27 Dec 2023
Machine Age	hrs	Client Info		15719	15599	15460
Oil Age	hrs	Client Info		600	600	15460
Filter Age	hrs	Client Info		600	600	0
Oil Changed		Client Info		Changed	Not Changd	N/A
Filter Changed		Client Info		Changed	Not Changd	N/A
Sample Status				NORMAL	NORMAL	NORMAL

WEAR

All component wear rates are normal.

Iron	ppm	ASTM D5185m	>100	12	9	20
Chromium	ppm	ASTM D5185m	>20	<1	<1	<1
Nickel	ppm	ASTM D5185m	>4	0	<1	0
Titanium	ppm	ASTM D5185m		0	0	<1
Silver	ppm	ASTM D5185m	>3	0	0	0
Aluminum	ppm	ASTM D5185m	>20	2	2	5
Lead	ppm	ASTM D5185m	>40	0	<1	0
Copper	ppm	ASTM D5185m	>330	0	<1	1
Tin	ppm	ASTM D5185m	>15	0	1	0
Vanadium	ppm	ASTM D5185m		0	<1	0
White Metal	scalar	*Visual	NONE	NONE	NONE	NONE
Yellow Metal	scalar	*Visual	NONE	NONE	NONE	NONE

CONTAMINATION

There is no indication of any contamination in the oil.

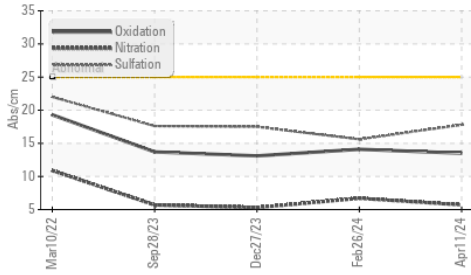
Silicon	ppm	ASTM D5185m	>25	11	13	10
Potassium	ppm	ASTM D5185m	>20	0	3	1
Fuel		WC Method	>5	<1.0	<1.0	<1.0
Water		WC Method	>0.2	NEG	NEG	NEG
Glycol		WC Method		NEG	NEG	NEG
Soot %	%	*ASTM D7844	>3	0.3	0.2	0.2
Nitration	Abs/cm	*ASTM D7624	>20	5.7	6.7	5.3
Sulfation	Abs/.1mm	*ASTM D7415	>30	17.8	15.6	17.5
Silt	scalar	*Visual	NONE	NONE	NONE	NONE
Debris	scalar	*Visual	NONE	NONE	NONE	NONE
Sand/Dirt	scalar	*Visual	NONE	NONE	NONE	NONE
Appearance	scalar	*Visual	NORML	NORML	NORML	NORML
Odor	scalar	*Visual	NORML	NORML	NORML	NORML
Emulsified Water	scalar	*Visual	>0.2	NEG	NEG	NEG

FLUID CONDITION

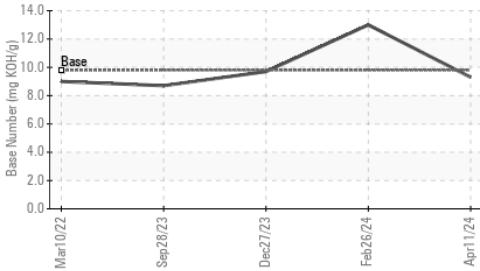
The BN result indicates that there is suitable alkalinity remaining in the oil. The condition of the oil is suitable for further service.

Sodium	ppm	ASTM D5185m		12	77	5
Boron	ppm	ASTM D5185m	0	4	19	5
Barium	ppm	ASTM D5185m	0	0	0	0
Molybdenum	ppm	ASTM D5185m	60	59	59	59
Manganese	ppm	ASTM D5185m	0	<1	<1	<1
Magnesium	ppm	ASTM D5185m	1010	978	1110	940
Calcium	ppm	ASTM D5185m	1070	1091	1207	1101
Phosphorus	ppm	ASTM D5185m	1150	1118	1200	1056
Zinc	ppm	ASTM D5185m	1270	1295	1565	1256
Sulfur	ppm	ASTM D5185m	2060	3722	3899	3230
Oxidation	Abs/.1mm	*ASTM D7414	>25	13.5	14.1	13.1
Base Number (BN)	mg KOH/g	ASTM D2896	9.8	9.3	13.0	9.7
Visc @ 100°C	cSt	ASTM D445	15.4	13.8	12.9	14.0

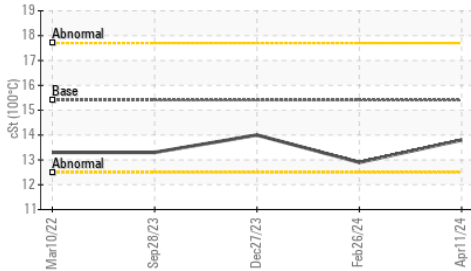
FT-IR (Direct Trend)



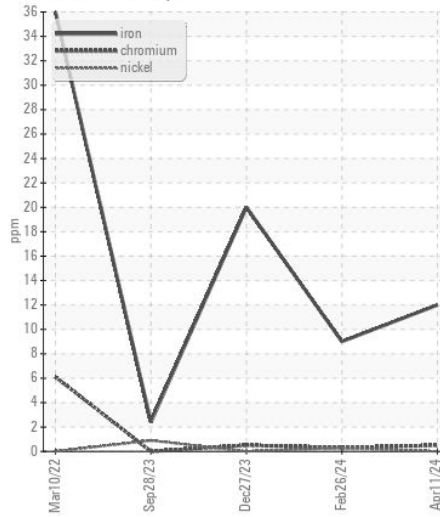
Base Number



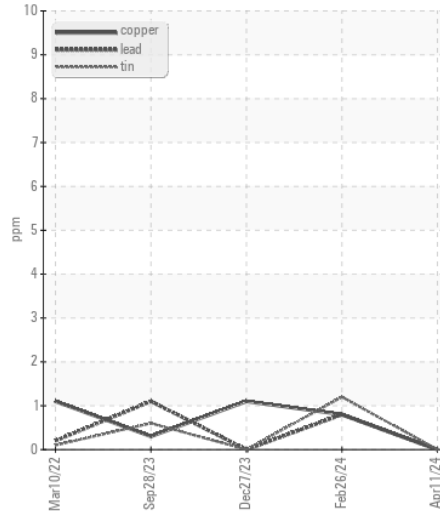
Viscosity @ 100°C



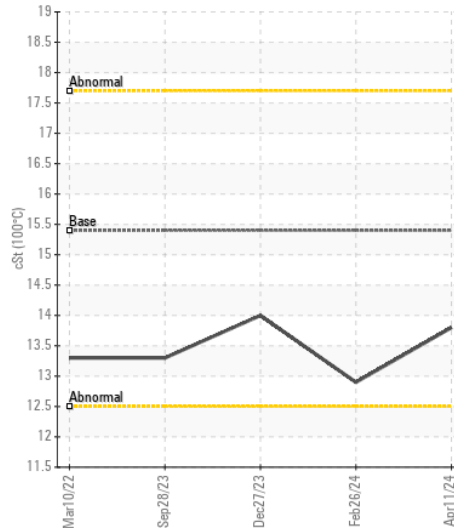
Ferrous Alloys



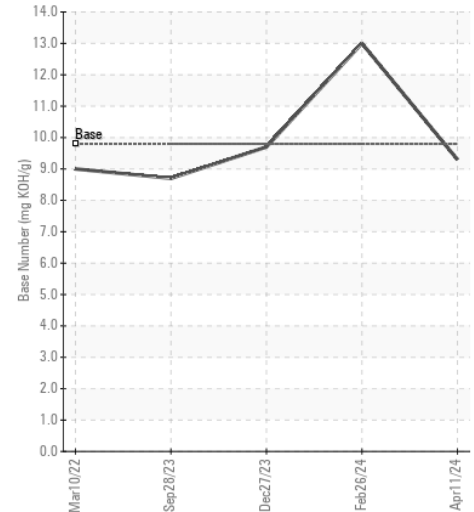
Non-ferrous Metals



Viscosity @ 100°C



Base Number



Certificate L2367

Laboratory : WearCheck USA - 501 Madison Ave., Cary, NC 27513
Sample No. : GFL0104471
Lab Number : 06150088
Unique Number : 10980166
Test Package : FLEET

Received : 16 Apr 2024
Tested : 17 Apr 2024
Diagnosed : 17 Apr 2024 - Wes Davis

GFL Environmental - 410 - Michigan West
 39000 Van Born Rd
 Wayne, MI
 US 48184

Contact: Belal Dgheish
 bdgheish@gflenv.com
 T: (734)714-2340

To discuss this sample report, contact Customer Service at 1-800-237-1369.

* - Denotes test methods that are outside of the ISO 17025 scope of accreditation.

Statements of conformity to specifications are based on the simple acceptance decision rule (JCGM 106:2012)

F: