



WEAR	NORMAL
CONTAMINATION	NORMAL
FLUID CONDITION	NORMAL



Machine Id
DT629
Component
Diesel Engine
Fluid
PETRO CANADA DURON SHP 10W30 (44 mls)

RECOMMENDATION

Resample at the next service interval to monitor.

Test	UOM	Method	Limit/Abn	Current	History1	History2
Sample Number		Client Info		PCA0113243	PCA0103233	PCA0091235
Sample Date		Client Info		25 Mar 2024	28 Aug 2023	14 Feb 2023
Machine Age	mls	Client Info		289501	268894	239043
Oil Age	mls	Client Info		20607	239043	25679
Filter Age	mls	Client Info		0	0	0
Oil Changed		Client Info		Changed	Changed	Changed
Filter Changed		Client Info		Changed	Changed	Changed
Sample Status				NORMAL	NORMAL	NORMAL

WEAR

All component wear rates are normal.

Iron	ppm	ASTM D5185m	>120	45	28	24
Chromium	ppm	ASTM D5185m	>20	2	1	2
Nickel	ppm	ASTM D5185m	>5	3	2	4
Titanium	ppm	ASTM D5185m	>2	0	<1	0
Silver	ppm	ASTM D5185m	>2	0	0	0
Aluminum	ppm	ASTM D5185m	>20	6	5	4
Lead	ppm	ASTM D5185m	>40	<1	0	<1
Copper	ppm	ASTM D5185m	>330	1	2	2
Tin	ppm	ASTM D5185m	>15	<1	<1	<1
Vanadium	ppm	ASTM D5185m		0	<1	0
White Metal	scalar	*Visual	NONE	NONE	NONE	NONE
Yellow Metal	scalar	*Visual	NONE	NONE	NONE	NONE

CONTAMINATION

There is no indication of any contamination in the oil.

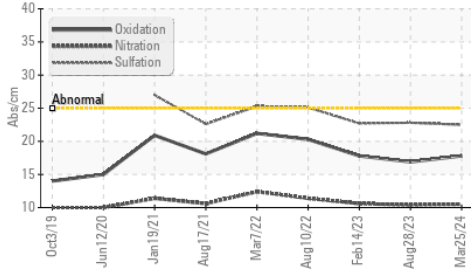
Silicon	ppm	ASTM D5185m	>25	6	6	5
Potassium	ppm	ASTM D5185m	>20	2	<1	3
Fuel		WC Method	>3.0	<1.0	<1.0	<1.0
Water		WC Method	>0.2	NEG	NEG	NEG
Glycol		WC Method		NEG	NEG	NEG
Soot %	%	*ASTM D7844	>4	1.1	1.2	0.6
Nitration	Abs/cm	*ASTM D7624	>20	10.5	10.4	10.6
Sulfation	Abs/.1mm	*ASTM D7415	>30	22.5	22.8	22.7
Silt	scalar	*Visual	NONE	NONE	NONE	NONE
Debris	scalar	*Visual	NONE	NONE	NONE	NONE
Sand/Dirt	scalar	*Visual	NONE	NONE	NONE	NONE
Appearance	scalar	*Visual	NORML	NORML	NORML	NORML
Odor	scalar	*Visual	NORML	NORML	NORML	NORML
Emulsified Water	scalar	*Visual	>0.2	NEG	NEG	NEG

FLUID CONDITION

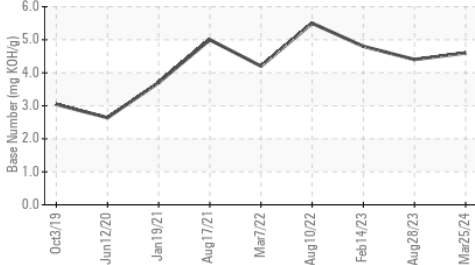
The BN result indicates that there is suitable alkalinity remaining in the oil. The condition of the oil is suitable for further service.

Sodium	ppm	ASTM D5185m		5	6	3
Boron	ppm	ASTM D5185m	2	3	1	1
Barium	ppm	ASTM D5185m	0	0	0	0
Molybdenum	ppm	ASTM D5185m	50	63	63	63
Manganese	ppm	ASTM D5185m	0	1	<1	<1
Magnesium	ppm	ASTM D5185m	950	947	873	874
Calcium	ppm	ASTM D5185m	1050	1160	1231	1093
Phosphorus	ppm	ASTM D5185m	995	1076	937	951
Zinc	ppm	ASTM D5185m	1180	1274	1200	1196
Sulfur	ppm	ASTM D5185m	2600	3306	3373	2436
Oxidation	Abs/.1mm	*ASTM D7414	>25	17.8	16.9	17.8
Base Number (BN)	mg KOH/g	ASTM D2896		4.6	4.4	4.8
Visc @ 100°C	cSt	ASTM D445	12.00	10.8	10.9	11.3

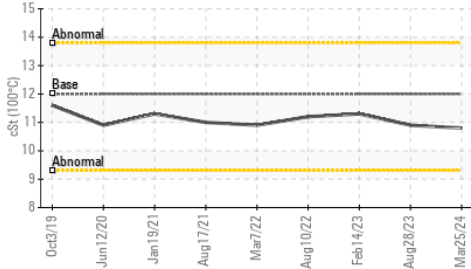
FT-IR (Direct Trend)



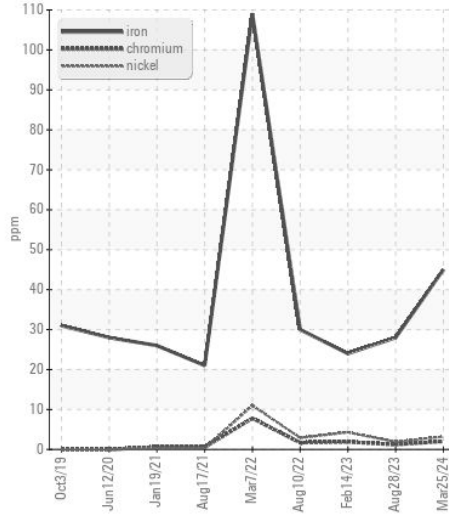
Base Number



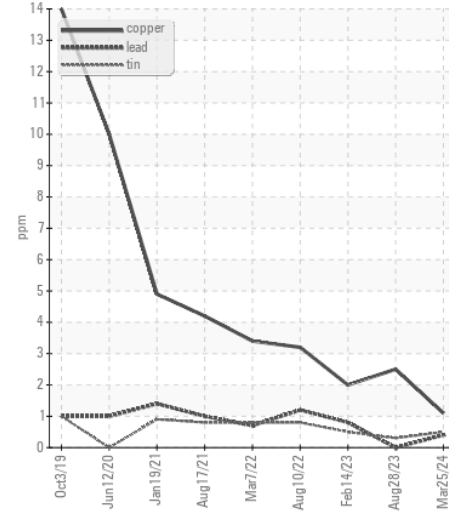
Viscosity @ 100°C



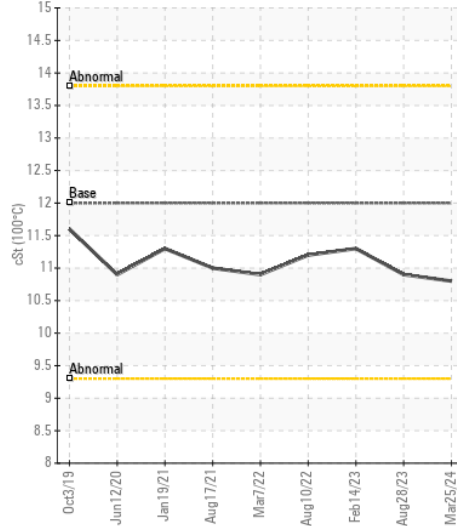
Ferrous Alloys



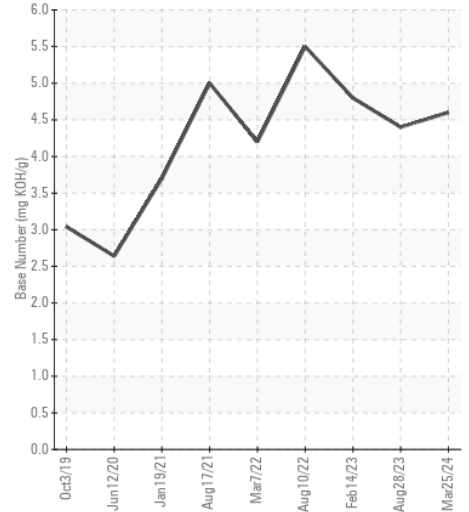
Non-ferrous Metals



Viscosity @ 100°C



Base Number



Certificate L2367

Laboratory : WearCheck USA - 501 Madison Ave., Cary, NC 27513
Sample No. : PCA0113243
Lab Number : 06150100
Unique Number : 10980178
Test Package : FLEET

Received : 16 Apr 2024
Tested : 17 Apr 2024
Diagnosed : 17 Apr 2024 - Wes Davis

NW WHITE & CO - ANDERSON DIVISION
 2605 RIVER RD
 PIEDMONT, SC
 US 29673

Contact: James Threatt
 jthreatt@nwwhite.com

T: (864)918-4646

F:

To discuss this sample report, contact Customer Service at 1-800-237-1369.

* - Denotes test methods that are outside of the ISO 17025 scope of accreditation.

Statements of conformity to specifications are based on the simple acceptance decision rule (JCGM 106:2012)