



WEAR	NORMAL
CONTAMINATION	NORMAL
FLUID CONDITION	NORMAL

Machine Id
413059
 Component
Diesel Engine
 Fluid
PETRO CANADA DURON SHP 15W40 (--- GAL)

RECOMMENDATION

Resample at the next service interval to monitor.

Test	UOM	Method	Limit/Abn	Current	History1	History2
Sample Number		Client Info		GFL0105450	GFL0105543	GFL0085497
Sample Date		Client Info		09 Apr 2024	09 Jan 2024	02 Aug 2023
Machine Age	hrs	Client Info		4413	65172	45612
Oil Age	hrs	Client Info		0	65172	45612
Filter Age	hrs	Client Info		0	0	0
Oil Changed		Client Info		N/A	Changed	Changed
Filter Changed		Client Info		N/A	Changed	Changed
Sample Status				NORMAL	NORMAL	NORMAL

WEAR

All component wear rates are normal.

Iron	ppm	ASTM D5185m	>100	10	9	4
Chromium	ppm	ASTM D5185m	>20	0	0	<1
Nickel	ppm	ASTM D5185m	>4	0	0	0
Titanium	ppm	ASTM D5185m		0	0	<1
Silver	ppm	ASTM D5185m	>3	0	0	<1
Aluminum	ppm	ASTM D5185m	>20	4	3	<1
Lead	ppm	ASTM D5185m	>40	1	<1	<1
Copper	ppm	ASTM D5185m	>330	<1	1	3
Tin	ppm	ASTM D5185m	>15	<1	0	0
Vanadium	ppm	ASTM D5185m		<1	<1	<1
White Metal	scalar	*Visual	NONE	NONE	NONE	NONE
Yellow Metal	scalar	*Visual	NONE	NONE	NONE	NONE

CONTAMINATION

There is no indication of any contamination in the oil.

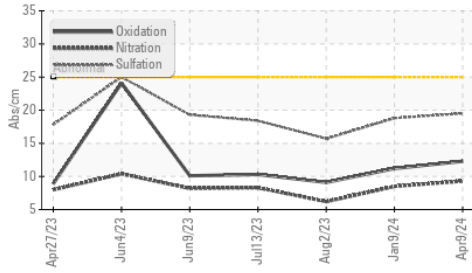
Silicon	ppm	ASTM D5185m	>25	7	10	7
Potassium	ppm	ASTM D5185m	>20	13	8	5
Fuel		WC Method	>5	<1.0	<1.0	<1.0
Water		WC Method	>0.2	NEG	NEG	NEG
Glycol		WC Method		NEG	NEG	NEG
Soot %	%	*ASTM D7844	>3	0.2	0.2	0.1
Nitration	Abs/cm	*ASTM D7624	>20	9.3	8.5	6.2
Sulfation	Abs/.1mm	*ASTM D7415	>30	19.5	18.8	15.7
Silt	scalar	*Visual	NONE	NONE	NONE	NONE
Debris	scalar	*Visual	NONE	NONE	NONE	NONE
Sand/Dirt	scalar	*Visual	NONE	NONE	NONE	NONE
Appearance	scalar	*Visual	NORML	NORML	NORML	NORML
Odor	scalar	*Visual	NORML	NORML	NORML	NORML
Emulsified Water	scalar	*Visual	>0.2	NEG	NEG	NEG

FLUID CONDITION

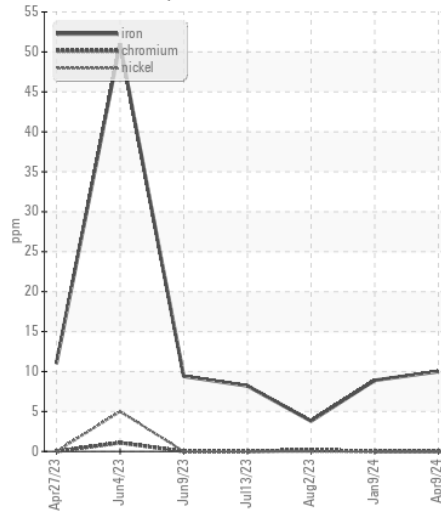
The BN result indicates that there is suitable alkalinity remaining in the oil. The condition of the oil is acceptable for the time in service.

Sodium	ppm	ASTM D5185m		<1	0	<1
Boron	ppm	ASTM D5185m	0	0	0	0
Barium	ppm	ASTM D5185m	0	0	0	0
Molybdenum	ppm	ASTM D5185m	60	57	54	38
Manganese	ppm	ASTM D5185m	0	0	<1	<1
Magnesium	ppm	ASTM D5185m	1010	9	0	8
Calcium	ppm	ASTM D5185m	1070	2845	2717	2354
Phosphorus	ppm	ASTM D5185m	1150	1153	1165	1013
Zinc	ppm	ASTM D5185m	1270	1461	1350	1212
Sulfur	ppm	ASTM D5185m	2060	4066	3344	3578
Oxidation	Abs/.1mm	*ASTM D7414	>25	12.3	11.2	9.1
Base Number (BN)	mg KOH/g	ASTM D2896	9.8	7.2	7.3	7.2
Visc @ 100°C	cSt	ASTM D445	15.4	13.3	13.9	13.8

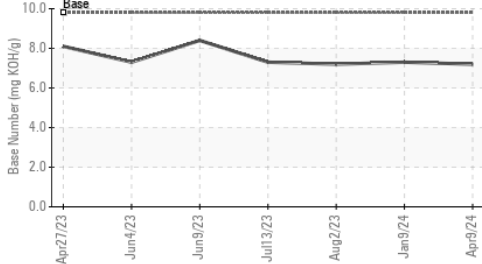
FT-IR (Direct Trend)



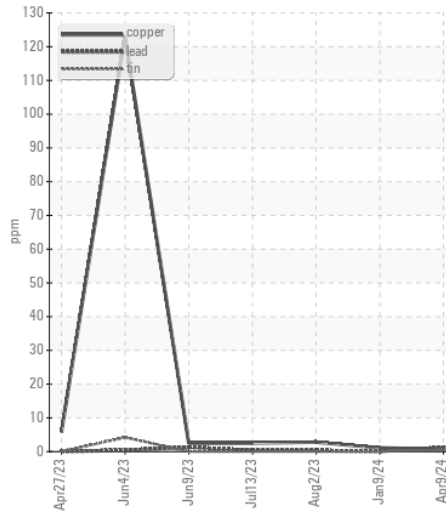
Ferrous Alloys



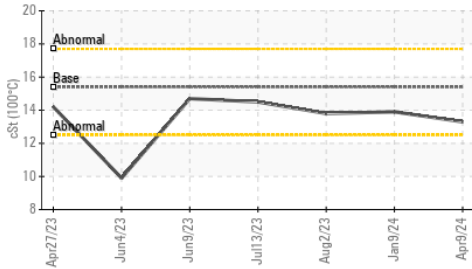
Base Number



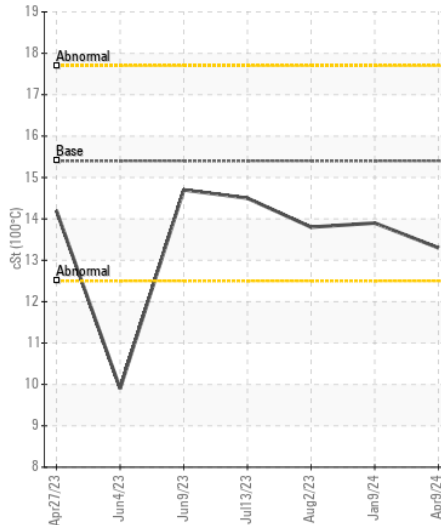
Non-ferrous Metals



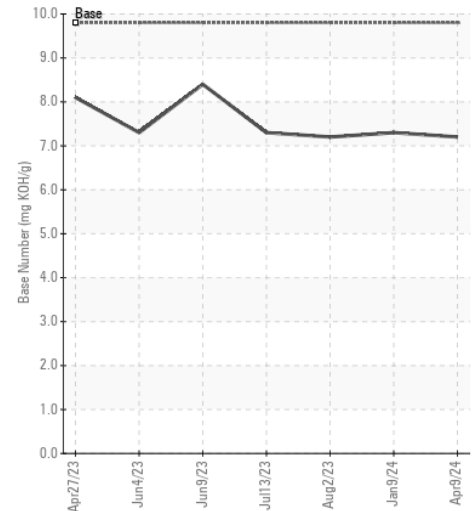
Viscosity @ 100°C



Viscosity @ 100°C



Base Number



Certificate L2367

Laboratory : WearCheck USA - 501 Madison Ave., Cary, NC 27513
Sample No. : GFL0105450
Lab Number : 06150995
Unique Number : 10981073
Test Package : FLEET

Received : 16 Apr 2024
Tested : 17 Apr 2024
Diagnosed : 19 Apr 2024 - Don Baldrige

GFL Environmental - 983 - Sugar Land Hauling
 16011 West Belfort Street
 Sugar Land, TX
 US 77498
 Contact: Adrian Martinez
 adrianmartinez@gflenv.com

To discuss this sample report, contact Customer Service at 1-800-237-1369.

* - Denotes test methods that are outside of the ISO 17025 scope of accreditation.

Statements of conformity to specifications are based on the simple acceptance decision rule (JCGM 106:2012)

T:
F: