



OIL ANALYSIS REPORT

WEAR	NORMAL
CONTAMINATION	NORMAL
FLUID CONDITION	NORMAL



Machine Id
FREIGHTLINER 12530
Component
Diesel Engine
Fluid
CHEVRON DELO 400 SDE SAE 15W40 (22 QTS)

RECOMMENDATION

Resample at the next service interval to monitor.

Test	UOM	Method	Limit/Abn	Current	History1	History2
Sample Number		Client Info		WC0913836	WC0635608	WCMFB48817
Sample Date		Client Info		13 Mar 2024	11 Jan 2022	19 Jul 2016
Machine Age	hrs	Client Info		19555	252941	0
Oil Age	hrs	Client Info		542	10000	0
Filter Age	hrs	Client Info		542	10000	0
Oil Changed		Client Info		N/A	Changed	N/A
Filter Changed		Client Info		N/A	Changed	N/A
Sample Status				NORMAL	NORMAL	NORMAL

WEAR

All component wear rates are normal.

Iron	ppm	ASTM D5185m	>90	5	33	9
Chromium	ppm	ASTM D5185m	>20	<1	1	<1
Nickel	ppm	ASTM D5185m	>2	0	<1	0
Titanium	ppm	ASTM D5185m	>2	0	0	0
Silver	ppm	ASTM D5185m	>2	0	0	0
Aluminum	ppm	ASTM D5185m	>20	4	11	4
Lead	ppm	ASTM D5185m	>40	<1	<1	0
Copper	ppm	ASTM D5185m	>330	<1	1	5
Tin	ppm	ASTM D5185m	>15	<1	<1	7
Vanadium	ppm	ASTM D5185m		<1	0	0
White Metal	scalar	*Visual	NONE	NONE	NONE	NONE
Yellow Metal	scalar	*Visual	NONE	NONE	NONE	NONE

CONTAMINATION

There is no indication of any contamination in the oil.

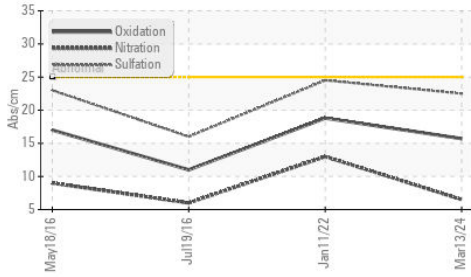
Silicon	ppm	ASTM D5185m	>25	4	4	2
Potassium	ppm	ASTM D5185m	>20	11	12	22
Fuel		WC Method	>3.0	<1.0	<1.0	<1.0
Water		WC Method	>0.2	NEG	NEG	NEG
Glycol		WC Method		NEG	NEG	NEG
Soot %	%	*ASTM D7844	>6	0.5	1.1	0.1
Nitration	Abs/cm	*ASTM D7624	>20	6.5	13.0	6.
Sulfation	Abs/.1mm	*ASTM D7415	>30	22.5	24.5	16.
Silt	scalar	*Visual	NONE	NONE	NONE	NONE
Debris	scalar	*Visual	NONE	NONE	NONE	NONE
Sand/Dirt	scalar	*Visual	NONE	NONE	NONE	NONE
Appearance	scalar	*Visual	NORML	NORML	NORML	NORML
Odor	scalar	*Visual	NORML	NORML	NORML	NORML
Emulsified Water	scalar	*Visual	>0.2	NEG	NEG	NEG

FLUID CONDITION

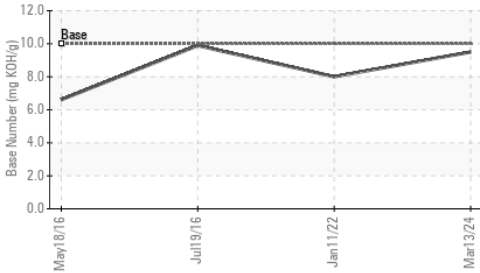
The BN result indicates that there is suitable alkalinity remaining in the oil. The condition of the oil is suitable for further service.

Sodium	ppm	ASTM D5185m		2	10	9
Boron	ppm	ASTM D5185m		350	9	125
Barium	ppm	ASTM D5185m		0	0	0
Molybdenum	ppm	ASTM D5185m		116	59	66
Manganese	ppm	ASTM D5185m		0	<1	<1
Magnesium	ppm	ASTM D5185m		683	821	392
Calcium	ppm	ASTM D5185m		1533	1156	1788
Phosphorus	ppm	ASTM D5185m	760	726	877	1024
Zinc	ppm	ASTM D5185m	800	878	1158	1152
Sulfur	ppm	ASTM D5185m	3000	2884	2782	3191
Oxidation	Abs/.1mm	*ASTM D7414	>25	15.7	18.8	11.
Base Number (BN)	mg KOH/g	ASTM D2896	10	9.5	8	9.89
Visc @ 100°C	cSt	ASTM D445	14.6	13.1	13.2	13.7

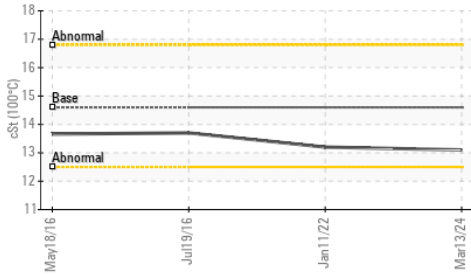
FT-IR (Direct Trend)



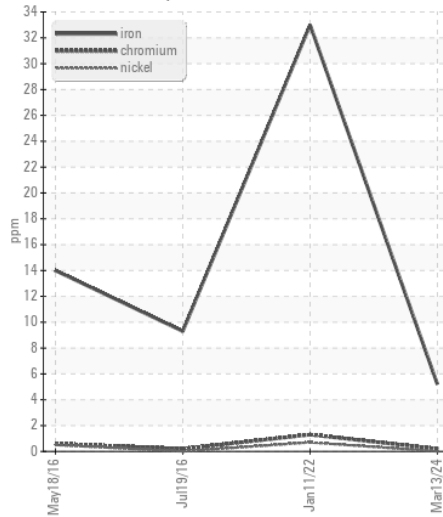
Base Number



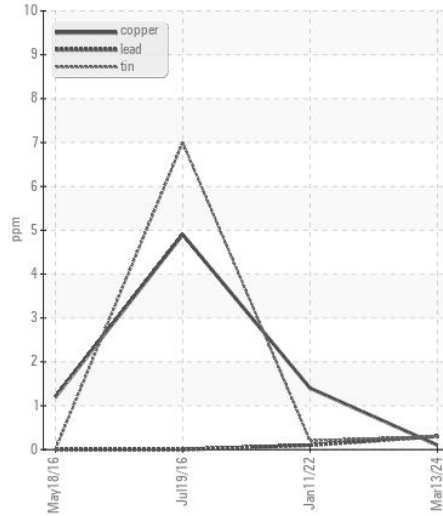
Viscosity @ 100°C



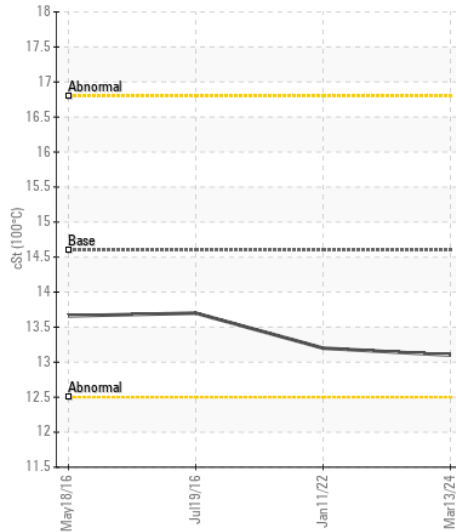
Ferrous Alloys



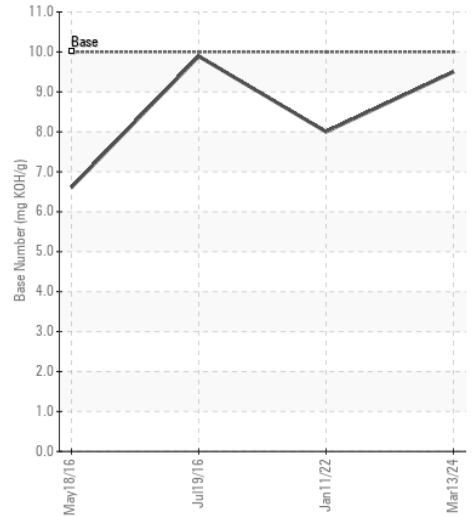
Non-ferrous Metals



Viscosity @ 100°C



Base Number



Certificate L2367

Laboratory : WearCheck USA - 501 Madison Ave., Cary, NC 27513
Sample No. : WC0913836
Lab Number : 06151020
Unique Number : 10981098
Test Package : FLEET

Received : 16 Apr 2024
Tested : 17 Apr 2024
Diagnosed : 17 Apr 2024 - Wes Davis

SALEM NATIONALEASE CORPORATION
 198 PARK PLAZA DRIVE
 WINSTON SALEM, NC
 US 27105

Contact: Audrey Hopkins
 Audrey.Hopkins@salemcorp.com
 T: (336)767-9642

To discuss this sample report, contact Customer Service at 1-800-237-1369.

* - Denotes test methods that are outside of the ISO 17025 scope of accreditation.

Statements of conformity to specifications are based on the simple acceptance decision rule (JCGM 106:2012)

F: x: