



OIL ANALYSIS REPORT

WEAR	NORMAL
CONTAMINATION	NORMAL
FLUID CONDITION	NORMAL

Machine Id
146-967
 Component
Diesel Engine
 Fluid
CHEVRON DELO 400 MULTIGRADE 15W40 (--- GAL)

RECOMMENDATION

Resample at the next service interval to monitor. Please specify the component make and model with your next sample.

Test	UOM	Method	Limit/Abn	Current	History1	History2
Sample Number		Client Info		RPL0016756	RPL0014924	RPL0007693
Sample Date		Client Info		12 Apr 2024	06 Oct 2023	26 Jan 2023
Machine Age	mls	Client Info		340925	328828	309438
Oil Age	mls	Client Info		320202	30000	1333
Filter Age	mls	Client Info		0	30000	1333
Oil Changed		Client Info		N/A	Filtered	Not Changd
Filter Changed		Client Info		N/A	Changed	Not Changd
Sample Status				NORMAL	NORMAL	NORMAL

WEAR

All component wear rates are normal.

Iron	ppm	ASTM D5185m	>100	4	8	6
Chromium	ppm	ASTM D5185m	>20	<1	<1	<1
Nickel	ppm	ASTM D5185m	>4	0	<1	0
Titanium	ppm	ASTM D5185m		2	0	0
Silver	ppm	ASTM D5185m	>3	0	0	0
Aluminum	ppm	ASTM D5185m	>20	4	11	2
Lead	ppm	ASTM D5185m	>40	0	<1	0
Copper	ppm	ASTM D5185m	>330	0	8	1
Tin	ppm	ASTM D5185m	>15	<1	<1	0
Vanadium	ppm	ASTM D5185m		0	<1	0
White Metal	scalar	*Visual	NONE	NONE	NONE	NONE
Yellow Metal	scalar	*Visual	NONE	NONE	NONE	NONE

CONTAMINATION

There is no indication of any contamination in the oil.

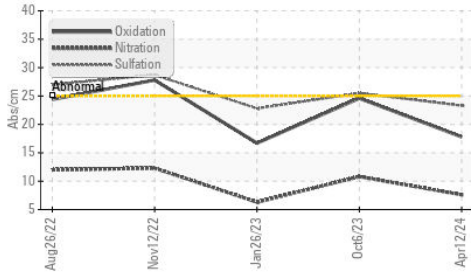
Silicon	ppm	ASTM D5185m	>25	5	8	7
Potassium	ppm	ASTM D5185m	>20	4	7	8
Fuel		WC Method	>5	<1.0	<1.0	<1.0
Water		WC Method	>0.2	NEG	NEG	NEG
Glycol		WC Method		NEG	NEG	NEG
Soot %	%	*ASTM D7844	>3	0.2	0.5	0.2
Nitration	Abs/cm	*ASTM D7624	>20	7.6	10.8	6.3
Sulfation	Abs/.1mm	*ASTM D7415	>30	23.3	25.5	22.8
Silt	scalar	*Visual	NONE	NONE	NONE	NONE
Debris	scalar	*Visual	NONE	NONE	NONE	NONE
Sand/Dirt	scalar	*Visual	NONE	NONE	NONE	NONE
Appearance	scalar	*Visual	NORML	NORML	NORML	NORML
Odor	scalar	*Visual	NORML	NORML	NORML	NORML
Emulsified Water	scalar	*Visual	>0.2	NEG	NEG	NEG

FLUID CONDITION

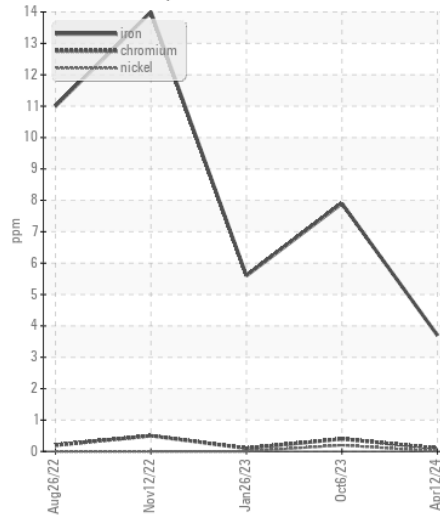
The BN result indicates that there is suitable alkalinity remaining in the oil. The condition of the oil is suitable for further service.

Sodium	ppm	ASTM D5185m		0	2	0
Boron	ppm	ASTM D5185m		299	114	326
Barium	ppm	ASTM D5185m		0	2	0
Molybdenum	ppm	ASTM D5185m		113	149	133
Manganese	ppm	ASTM D5185m		0	<1	<1
Magnesium	ppm	ASTM D5185m		669	672	609
Calcium	ppm	ASTM D5185m		1475	1433	1387
Phosphorus	ppm	ASTM D5185m	1360	698	622	653
Zinc	ppm	ASTM D5185m	1480	777	817	795
Sulfur	ppm	ASTM D5185m		2786	2792	2620
Oxidation	Abs/.1mm	*ASTM D7414	>25	17.8	24.6	16.7
Base Number (BN)	mg KOH/g	ASTM D2896	12.2	9.2	5.7	9.0
Visc @ 100°C	cSt	ASTM D445	15.1	13.4	13.7	13.8

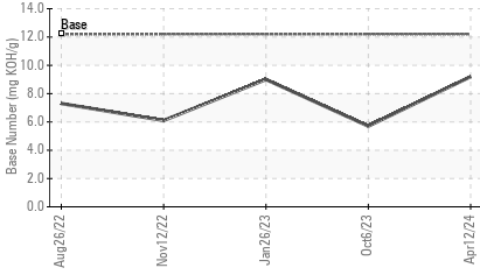
FT-IR (Direct Trend)



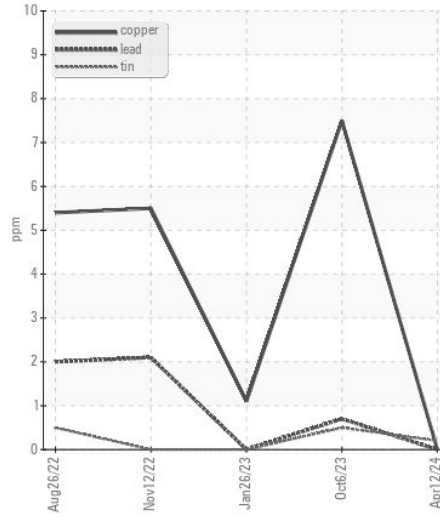
Ferrous Alloys



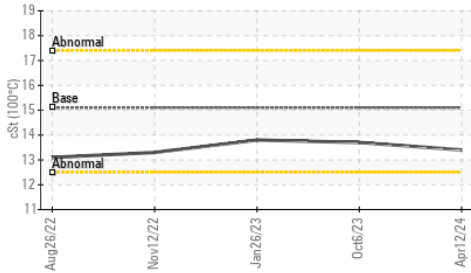
Base Number



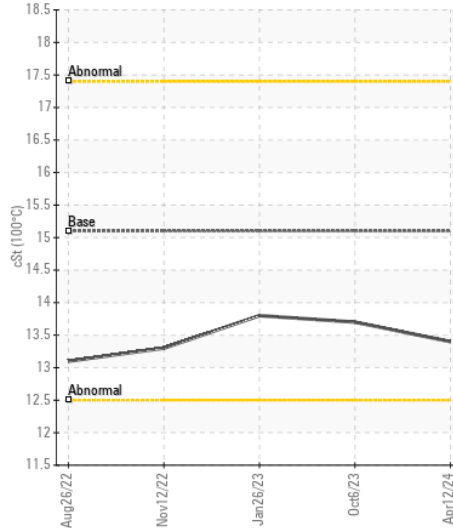
Non-ferrous Metals



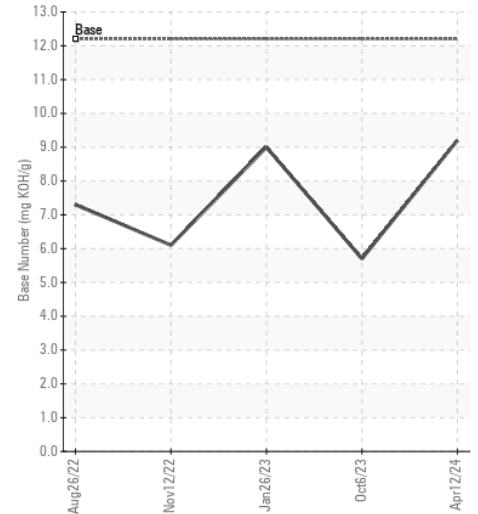
Viscosity @ 100°C



Viscosity @ 100°C



Base Number



Certificate L2367

Laboratory : WearCheck USA - 501 Madison Ave., Cary, NC 27513
Sample No. : RPL0016756
Lab Number : 06151444
Unique Number : 10981522
Test Package : FLEET

RTL PACLEASE - 7005 - Arlington
 1900 E Division
 Arlington, TX
 US 76011
 Contact: Richard Ronquillo
 RonquilloR@RushEnterprises.Com
 T: (469)203-8171
 F:

To discuss this sample report, contact Customer Service at 1-800-237-1369.

* - Denotes test methods that are outside of the ISO 17025 scope of accreditation.

Statements of conformity to specifications are based on the simple acceptance decision rule (JCGM 106:2012)