



OIL ANALYSIS REPORT

WEAR	NORMAL
CONTAMINATION	NORMAL
FLUID CONDITION	NORMAL

Machine Id
957-1519
 Component
Diesel Engine
 Fluid
CHEVRON DELO 400 MULTIGRADE 15W40 (--- GAL)

RECOMMENDATION

Resample at the next service interval to monitor. Please specify the component make and model with your next sample.

Test	UOM	Method	Limit/Abn	Current	History1	History2
Sample Number		Client Info		RPL0016766	RPL0016640	RPL0014922
Sample Date		Client Info		12 Apr 2024	19 Dec 2023	06 Oct 2023
Machine Age	mls	Client Info		253983	239809	196973
Oil Age	mls	Client Info		14174	50000	196973
Filter Age	mls	Client Info		0	50000	0
Oil Changed		Client Info		N/A	Changed	N/A
Filter Changed		Client Info		N/A	Changed	N/A
Sample Status				NORMAL	ABNORMAL	NORMAL

WEAR

All component wear rates are normal.

Iron	ppm	ASTM D5185m	>100	12	32	24
Chromium	ppm	ASTM D5185m	>20	<1	0	<1
Nickel	ppm	ASTM D5185m	>4	0	0	<1
Titanium	ppm	ASTM D5185m		0	0	0
Silver	ppm	ASTM D5185m	>3	0	0	0
Aluminum	ppm	ASTM D5185m	>20	4	5	11
Lead	ppm	ASTM D5185m	>40	0	<1	<1
Copper	ppm	ASTM D5185m	>330	0	4	5
Tin	ppm	ASTM D5185m	>15	<1	<1	0
Vanadium	ppm	ASTM D5185m		0	0	<1
White Metal	scalar	*Visual	NONE	NONE	NONE	NONE
Yellow Metal	scalar	*Visual	NONE	NONE	NONE	NONE

CONTAMINATION

There is no indication of any contamination in the oil.

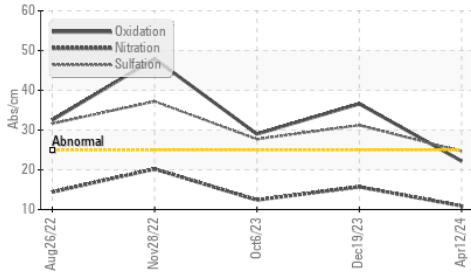
Silicon	ppm	ASTM D5185m	>25	6	6	7
Potassium	ppm	ASTM D5185m	>20	4	17	12
Fuel		WC Method	>5	<1.0	<1.0	<1.0
Water		WC Method	>0.2	NEG	NEG	NEG
Glycol		WC Method		NEG	NEG	NEG
Soot %	%	*ASTM D7844	>3	0.3	0.6	0.5
Nitration	Abs/cm	*ASTM D7624	>20	10.9	15.7	12.4
Sulfation	Abs/.1mm	*ASTM D7415	>30	24.7	31.2	27.7
Silt	scalar	*Visual	NONE	NONE	NONE	NONE
Debris	scalar	*Visual	NONE	NONE	NONE	NONE
Sand/Dirt	scalar	*Visual	NONE	NONE	NONE	NONE
Appearance	scalar	*Visual	NORML	NORML	NORML	NORML
Odor	scalar	*Visual	NORML	NORML	NORML	NORML
Emulsified Water	scalar	*Visual	>0.2	NEG	NEG	NEG

FLUID CONDITION

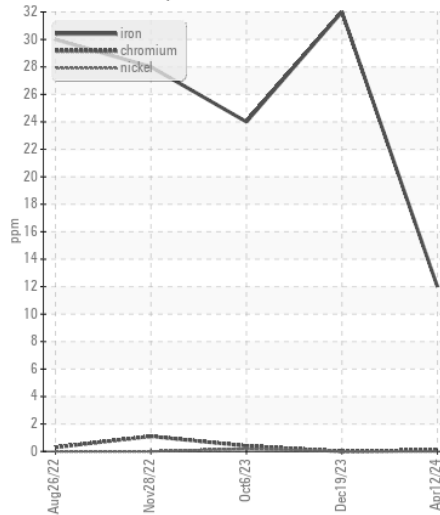
The BN result indicates that there is suitable alkalinity remaining in the oil. The condition of the oil is suitable for further service.

Sodium	ppm	ASTM D5185m		0	2	3
Boron	ppm	ASTM D5185m		160	37	37
Barium	ppm	ASTM D5185m		0	0	2
Molybdenum	ppm	ASTM D5185m		120	96	136
Manganese	ppm	ASTM D5185m		0	<1	<1
Magnesium	ppm	ASTM D5185m		669	525	611
Calcium	ppm	ASTM D5185m		1531	1014	1350
Phosphorus	ppm	ASTM D5185m	1360	721	543	726
Zinc	ppm	ASTM D5185m	1480	840	679	897
Sulfur	ppm	ASTM D5185m		2824	1862	2522
Oxidation	Abs/.1mm	*ASTM D7414	>25	22.2	36.6	29.0
Base Number (BN)	mg KOH/g	ASTM D2896	12.2	6.6	▲ 1.8	3.5
Visc @ 100°C	cSt	ASTM D445	15.1	13.9	14.8	14.6

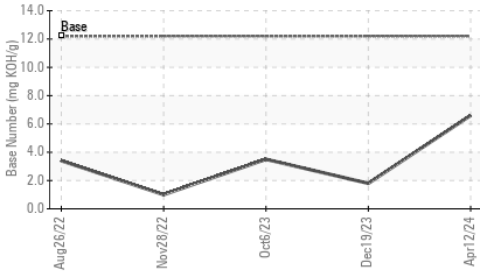
FT-IR (Direct Trend)



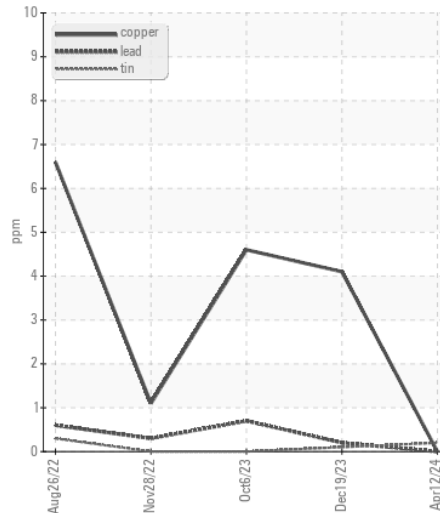
Ferrous Alloys



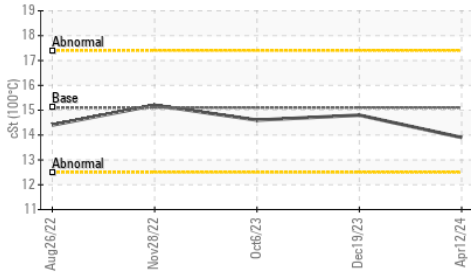
Base Number



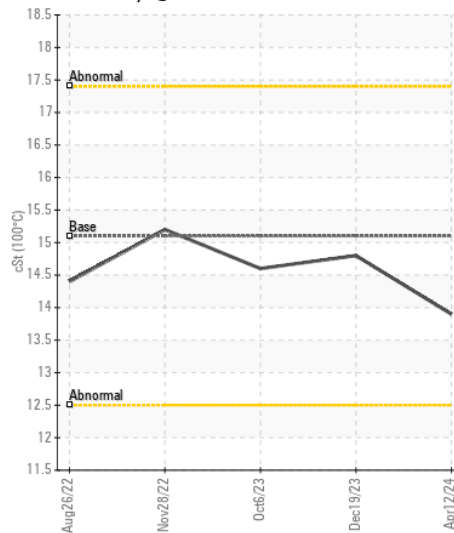
Non-ferrous Metals



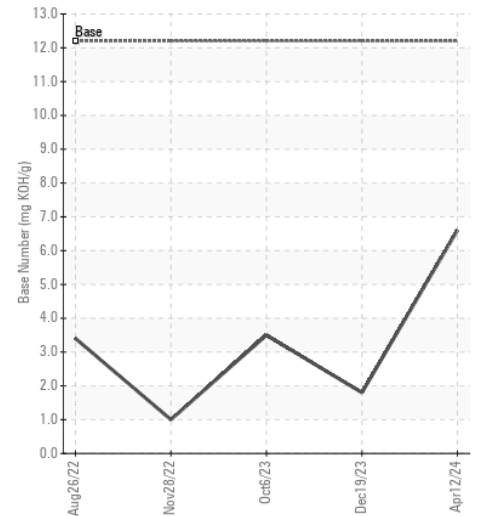
Viscosity @ 100°C



Viscosity @ 100°C



Base Number



Certificate L2367

Laboratory : WearCheck USA - 501 Madison Ave., Cary, NC 27513

Sample No. : RPL0016766

Lab Number : 06151450

Unique Number : 10981528

Test Package : FLEET

Received : 17 Apr 2024

Tested : 18 Apr 2024

Diagnosed : 18 Apr 2024 - Wes Davis

RTL PACLEASE - 7005 - Arlington

1900 E Division

Arlington, TX

US 76011

Contact: Richard Ronquillo

RonquilloR@RushEnterprises.Com

T: (469)203-8171

F:

To discuss this sample report, contact Customer Service at 1-800-237-1369.

* - Denotes test methods that are outside of the ISO 17025 scope of accreditation.

Statements of conformity to specifications are based on the simple acceptance decision rule (JCGM 106:2012)