



PacLease

OIL ANALYSIS REPORT

WEAR	NORMAL
CONTAMINATION	NORMAL
FLUID CONDITION	NORMAL

Machine Id
139-450
 Component
Diesel Engine
 Fluid
CHEVRON DELO 400 MULTIGRADE 15W40 (--- GAL)

RECOMMENDATION

Resample at the next service interval to monitor.

Test	UOM	Method	Limit/Abn	Current	History1	History2
Sample Number		Client Info		RPL0016735	RPL0015243	RPL0007838
Sample Date		Client Info		01 Apr 2024	07 Feb 2024	21 Apr 2023
Machine Age	mls	Client Info		145331	123121	75066
Oil Age	mls	Client Info		97276	25000	75066
Filter Age	mls	Client Info		0	25000	0
Oil Changed		Client Info		N/A	N/A	N/A
Filter Changed		Client Info		N/A	N/A	N/A
Sample Status				NORMAL	NORMAL	NORMAL

WEAR

All component wear rates are normal.

Iron	ppm	ASTM D5185m	>100	54	26	34
Chromium	ppm	ASTM D5185m	>20	4	2	3
Nickel	ppm	ASTM D5185m	>4	0	0	<1
Titanium	ppm	ASTM D5185m		0	0	<1
Silver	ppm	ASTM D5185m	>3	0	0	0
Aluminum	ppm	ASTM D5185m	>20	54	28	59
Lead	ppm	ASTM D5185m	>40	0	0	<1
Copper	ppm	ASTM D5185m	>330	0	2	2
Tin	ppm	ASTM D5185m	>15	<1	0	<1
Vanadium	ppm	ASTM D5185m		0	<1	0
White Metal	scalar	*Visual	NONE	NONE	NONE	NONE
Yellow Metal	scalar	*Visual	NONE	NONE	NONE	NONE

CONTAMINATION

There is no indication of any contamination in the oil.

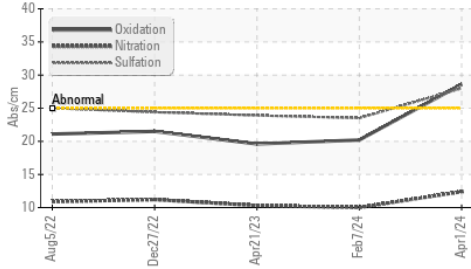
Silicon	ppm	ASTM D5185m	>25	13	7	9
Potassium	ppm	ASTM D5185m	>20	94	47	101
Fuel		WC Method	>5	<1.0	<1.0	1.9
Water		WC Method	>0.2	NEG	NEG	NEG
Glycol		WC Method		NEG	NEG	NEG
Soot %	%	*ASTM D7844	>3	0.8	0.4	0.5
Nitration	Abs/cm	*ASTM D7624	>20	12.4	10.0	10.3
Sulfation	Abs/.1mm	*ASTM D7415	>30	28.0	23.5	23.9
Silt	scalar	*Visual	NONE	NONE	NONE	NONE
Debris	scalar	*Visual	NONE	NONE	NONE	NONE
Sand/Dirt	scalar	*Visual	NONE	NONE	NONE	NONE
Appearance	scalar	*Visual	NORML	NORML	NORML	NORML
Odor	scalar	*Visual	NORML	NORML	NORML	NORML
Emulsified Water	scalar	*Visual	>0.2	NEG	NEG	NEG

FLUID CONDITION

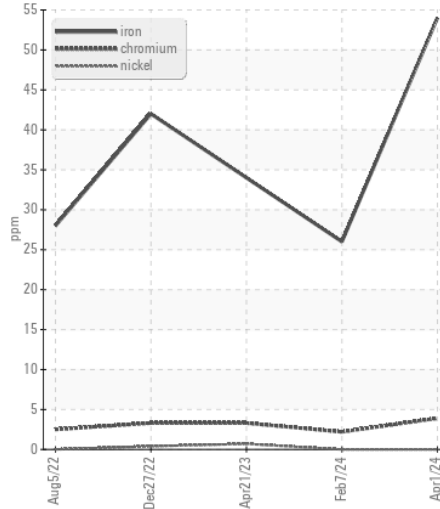
The BN result indicates that there is suitable alkalinity remaining in the oil. The condition of the oil is suitable for further service.

Sodium	ppm	ASTM D5185m		<1	2	3
Boron	ppm	ASTM D5185m	151	81	211	190
Barium	ppm	ASTM D5185m	0.4	0	0	0
Molybdenum	ppm	ASTM D5185m	250	119	123	127
Manganese	ppm	ASTM D5185m		<1	<1	1
Magnesium	ppm	ASTM D5185m	0	654	660	665
Calcium	ppm	ASTM D5185m	2046	1475	1570	1582
Phosphorus	ppm	ASTM D5185m	1043	660	662	688
Zinc	ppm	ASTM D5185m	943	782	780	842
Sulfur	ppm	ASTM D5185m	5012	2465	2380	2736
Oxidation	Abs/.1mm	*ASTM D7414	>25	28.6	20.2	19.6
Base Number (BN)	mg KOH/g	ASTM D2896	12.5	5.0	7.5	7.9
Visc @ 100°C	cSt	ASTM D445	14.4	12.8	13.0	12.3

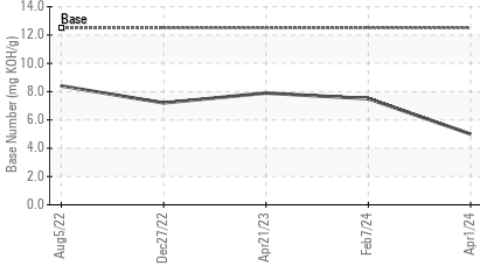
FT-IR (Direct Trend)



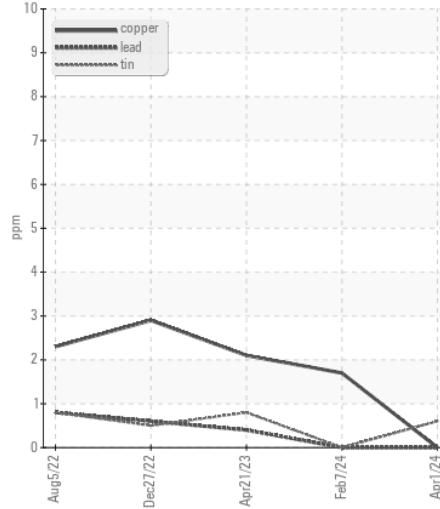
Ferrous Alloys



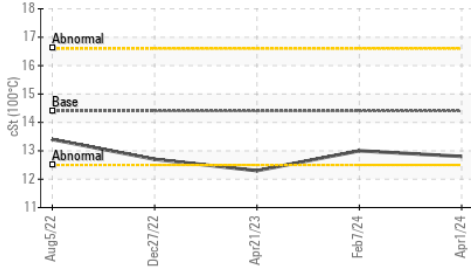
Base Number



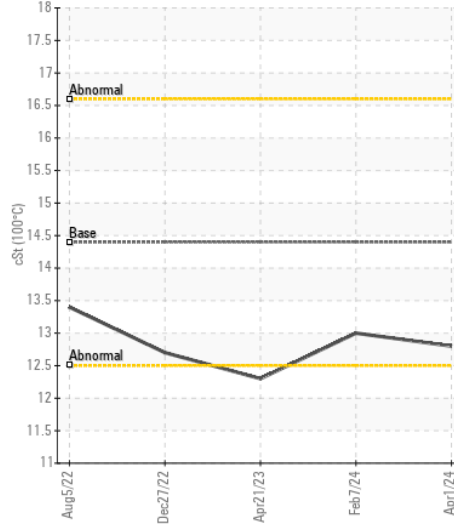
Non-ferrous Metals



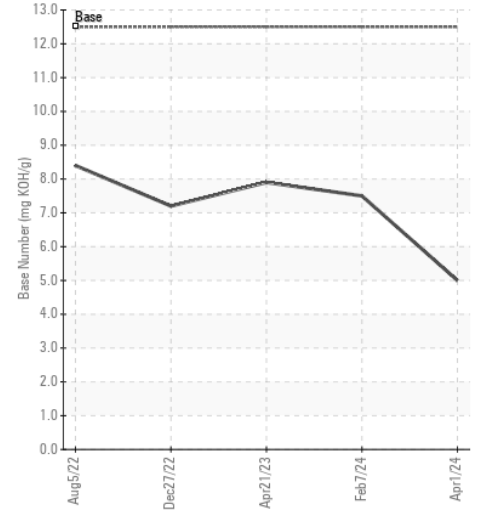
Viscosity @ 100°C



Viscosity @ 100°C



Base Number



Certificate L2367

Laboratory : WearCheck USA - 501 Madison Ave., Cary, NC 27513
Sample No. : RPL0016735
Lab Number : 06151460
Unique Number : 10981538
Test Package : FLEET

RTL PACLEASE - 7005 - Arlington
 1900 E Division
 Arlington, TX
 US 76011
 Contact: Richard Ronquillo
 RonquilloR@RushEnterprises.Com
 T: (469)203-8171
 F:

To discuss this sample report, contact Customer Service at 1-800-237-1369.

* - Denotes test methods that are outside of the ISO 17025 scope of accreditation.

Statements of conformity to specifications are based on the simple acceptance decision rule (JCGM 106:2012)