



WEAR	NORMAL
CONTAMINATION	NORMAL
FLUID CONDITION	NORMAL

Machine Id
733022
Component
Natural Gas Engine
Fluid
PETRO CANADA DURON GEO LD 15W40 (--- QTS)

RECOMMENDATION

Resample at the next service interval to monitor.

Test	UOM	Method	Limit/Abn	Current	History1	History2
Sample Number		Client Info		GFL0106908	GFL0092166	GFL0092045
Sample Date		Client Info		10 Apr 2024	01 Feb 2024	29 Nov 2023
Machine Age	hrs	Client Info		3052	2469	1913
Oil Age	hrs	Client Info		3152	3708	600
Filter Age	hrs	Client Info		3152	3708	600
Oil Changed		Client Info		Changed	Changed	Changed
Filter Changed		Client Info		Changed	Changed	Changed
Sample Status				NORMAL	NORMAL	NORMAL

WEAR

Metal levels are typical for a new component breaking in.

Iron	ppm	ASTM D5185m	>50	6	6	6
Chromium	ppm	ASTM D5185m	>4	<1	<1	<1
Nickel	ppm	ASTM D5185m	>2	0	1	<1
Titanium	ppm	ASTM D5185m		0	0	0
Silver	ppm	ASTM D5185m	>3	0	0	0
Aluminum	ppm	ASTM D5185m	>9	2	3	3
Lead	ppm	ASTM D5185m	>30	<1	1	<1
Copper	ppm	ASTM D5185m	>35	0	2	<1
Tin	ppm	ASTM D5185m	>4	<1	<1	1
Vanadium	ppm	ASTM D5185m		0	<1	0
White Metal	scalar	*Visual	NONE	NONE	NONE	NONE
Yellow Metal	scalar	*Visual	NONE	NONE	NONE	NONE

CONTAMINATION

There is no indication of any contamination in the oil.

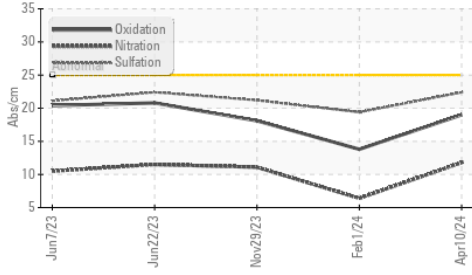
Silicon	ppm	ASTM D5185m	>+100	4	4	4
Potassium	ppm	ASTM D5185m	>20	4	9	8
Water		WC Method	>0.1	NEG	NEG	NEG
Soot %	%	*ASTM D7844		0	0.9	0
Nitration	Abs/cm	*ASTM D7624	>20	11.8	6.4	11.1
Sulfation	Abs/.1mm	*ASTM D7415	>30	22.4	19.4	21.2
Silt	scalar	*Visual	NONE	NONE	NONE	NONE
Debris	scalar	*Visual	NONE	NONE	NONE	NONE
Sand/Dirt	scalar	*Visual	NONE	NONE	NONE	NONE
Appearance	scalar	*Visual	NORML	NORML	NORML	NORML
Odor	scalar	*Visual	NORML	NORML	NORML	NORML
Emulsified Water	scalar	*Visual	>0.1	NEG	NEG	NEG

FLUID CONDITION

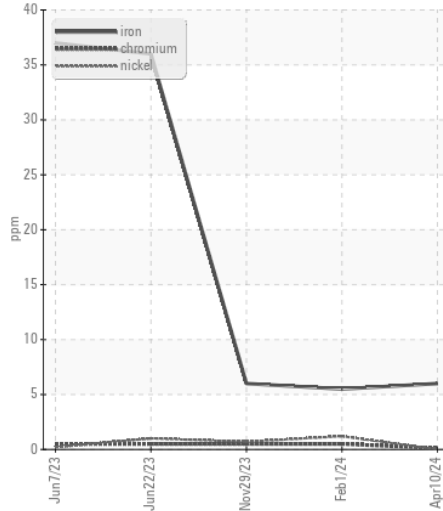
The BN result indicates that there is suitable alkalinity remaining in the oil. The condition of the oil is suitable for further service.

Sodium	ppm	ASTM D5185m		7	7	5
Boron	ppm	ASTM D5185m	50	7	6	7
Barium	ppm	ASTM D5185m	5	0	0	0
Molybdenum	ppm	ASTM D5185m	50	52	52	51
Manganese	ppm	ASTM D5185m	0	0	1	<1
Magnesium	ppm	ASTM D5185m	560	529	531	564
Calcium	ppm	ASTM D5185m	1510	1619	1530	1585
Phosphorus	ppm	ASTM D5185m	780	674	666	729
Zinc	ppm	ASTM D5185m	870	917	935	1009
Sulfur	ppm	ASTM D5185m	2040	2617	2355	2571
Oxidation	Abs/.1mm	*ASTM D7414	>25	19.0	13.8	18.1
Base Number (BN)	mg KOH/g	ASTM D2896	10.2	4.5	9.6	4.5
Visc @ 100°C	cSt	ASTM D445	15.1	14.7	14.8	14.8

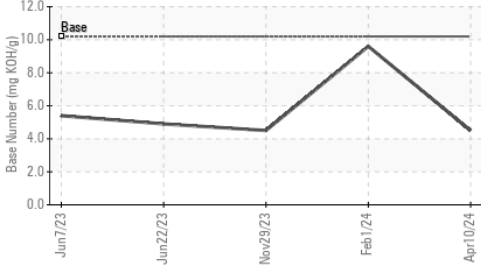
FT-IR (Direct Trend)



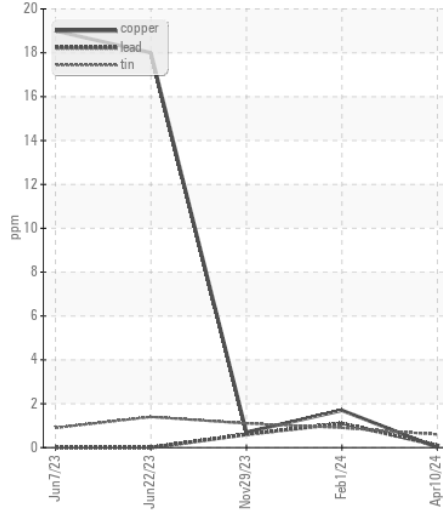
Ferrous Alloys



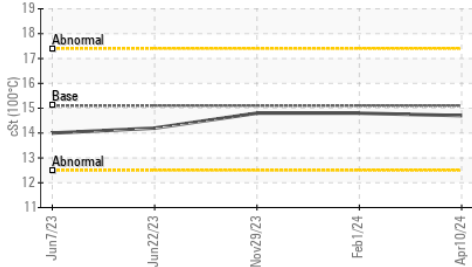
Base Number



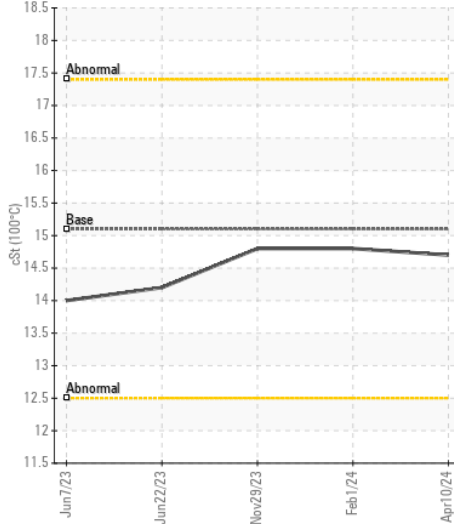
Non-ferrous Metals



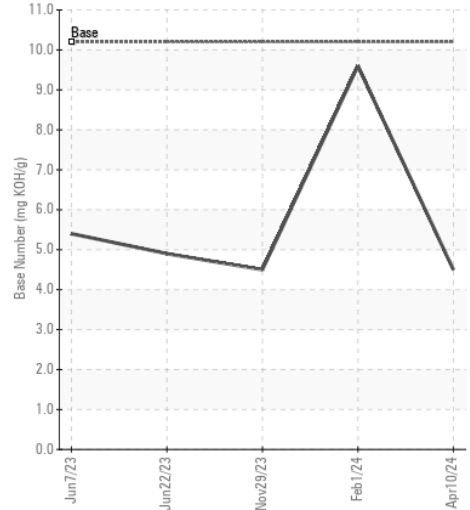
Viscosity @ 100°C



Viscosity @ 100°C



Base Number



Certificate L2367

Laboratory : WearCheck USA - 501 Madison Ave., Cary, NC 27513
Sample No. : GFL0106908
Lab Number : 06151500
Unique Number : 10981578
Test Package : FLEET

Received : 17 Apr 2024
Tested : 18 Apr 2024
Diagnosed : 18 Apr 2024 - Wes Davis

GFL Environmental - 856 - Houston South
 8515 Highway 6 South
 Houston, TX
 US 77083
 Contact: Apolinar Zacarias
 pzacariascano@gflenv.com

To discuss this sample report, contact Customer Service at 1-800-237-1369.

* - Denotes test methods that are outside of the ISO 17025 scope of accreditation.

Statements of conformity to specifications are based on the simple acceptance decision rule (JCGM 106:2012)

T:
F: