



WEAR	NORMAL
CONTAMINATION	NORMAL
FLUID CONDITION	NORMAL

Machine Id
23469
 Component
Diesel Engine
 Fluid
DIESEL ENGINE OIL SAE 10W30 (--- GAL)

RECOMMENDATION

Resample at the next service interval to monitor. Please specify the component make and model with your next sample. Please specify the brand, type, and viscosity of the oil on your next sample.

Test	UOM	Method	Limit/Abn	Current	History1	History2
Sample Number		Client Info		IL0031049	IL06009313	IL05908656
Sample Date		Client Info		09 Apr 2024	16 Oct 2023	14 Jul 2023
Machine Age	mls	Client Info		357953	345608	337407
Oil Age	mls	Client Info		0	8000	6000
Filter Age	mls	Client Info		0	0	0
Oil Changed		Client Info		N/A	N/A	N/A
Filter Changed		Client Info		N/A	N/A	N/A
Sample Status				NORMAL	NORMAL	NORMAL

WEAR

All component wear rates are normal.

Iron	ppm	ASTM D5185m	>100	7	18	74
Chromium	ppm	ASTM D5185m	>20	<1	1	3
Nickel	ppm	ASTM D5185m	>4	0	<1	<1
Titanium	ppm	ASTM D5185m		0	0	<1
Silver	ppm	ASTM D5185m	>3	0	0	0
Aluminum	ppm	ASTM D5185m	>20	2	4	9
Lead	ppm	ASTM D5185m	>40	0	0	0
Copper	ppm	ASTM D5185m	>330	0	1	2
Tin	ppm	ASTM D5185m	>15	0	<1	0
Vanadium	ppm	ASTM D5185m		<1	0	0
White Metal	scalar	*Visual	NONE	NONE	NONE	NONE
Yellow Metal	scalar	*Visual	NONE	NONE	NONE	NONE

CONTAMINATION

There is no indication of any contamination in the oil.

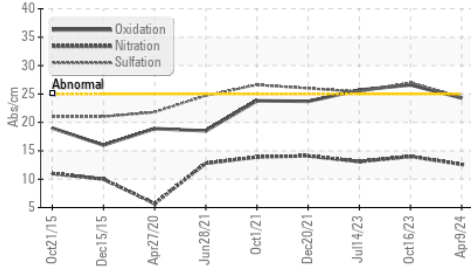
Silicon	ppm	ASTM D5185m	>25	12	14	22
Potassium	ppm	ASTM D5185m	>20	0	1	2
Fuel		WC Method	>5	<1.0	<1.0	<1.0
Water		WC Method	>0.2	NEG	NEG	NEG
Glycol		WC Method		NEG	NEG	NEG
Soot %	%	*ASTM D7844	>3	0.1	0	0.1
Nitration	Abs/cm	*ASTM D7624	>20	12.6	14.0	13.1
Sulfation	Abs/.1mm	*ASTM D7415	>30	24.4	27.0	25.4
Silt	scalar	*Visual	NONE	NONE	NONE	NONE
Debris	scalar	*Visual	NONE	NONE	NONE	NONE
Sand/Dirt	scalar	*Visual	NONE	NONE	NONE	NONE
Appearance	scalar	*Visual	NORML	NORML	NORML	NORML
Odor	scalar	*Visual	NORML	NORML	NORML	NORML
Emulsified Water	scalar	*Visual	>0.2	NEG	NEG	NEG

FLUID CONDITION

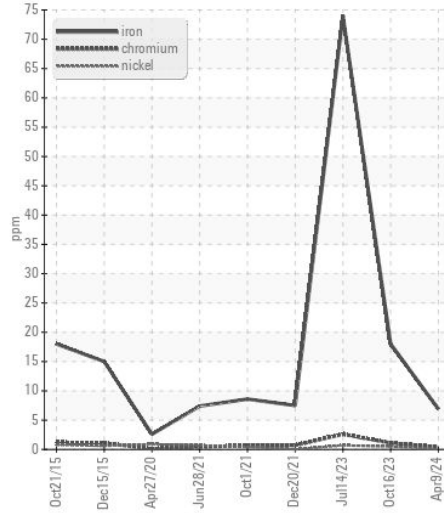
The BN result indicates that there is suitable alkalinity remaining in the oil. The condition of the oil is suitable for further service.

Sodium	ppm	ASTM D5185m		4	4	5
Boron	ppm	ASTM D5185m	250	23	20	23
Barium	ppm	ASTM D5185m	10	0	0	0
Molybdenum	ppm	ASTM D5185m	100	41	42	48
Manganese	ppm	ASTM D5185m		2	1	1
Magnesium	ppm	ASTM D5185m	450	454	487	521
Calcium	ppm	ASTM D5185m	3000	1599	1614	1745
Phosphorus	ppm	ASTM D5185m	1150	638	684	711
Zinc	ppm	ASTM D5185m	1350	810	901	954
Sulfur	ppm	ASTM D5185m	4250	2508	2351	2959
Oxidation	Abs/.1mm	*ASTM D7414	>25	24.3	26.6	25.7
Base Number (BN)	mg KOH/g	ASTM D2896	8.5	7.8	7.5	7.9
Visc @ 100°C	cSt	ASTM D445	10.9	11.6	12.0	11.8

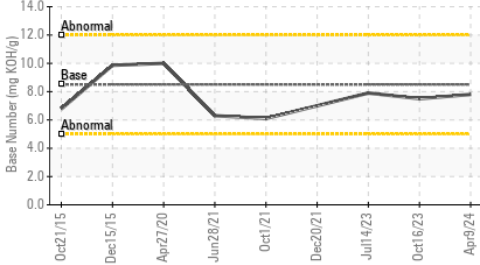
FT-IR (Direct Trend)



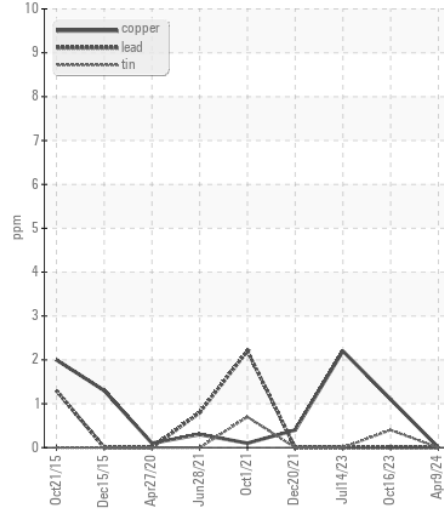
Ferrous Alloys



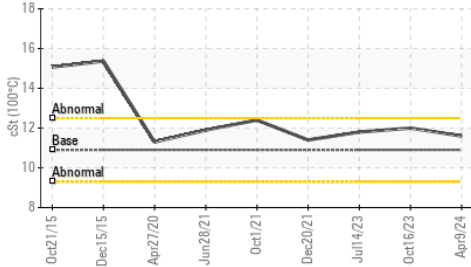
Base Number



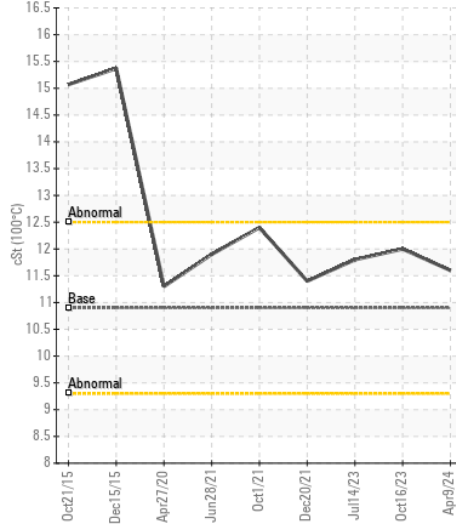
Non-ferrous Metals



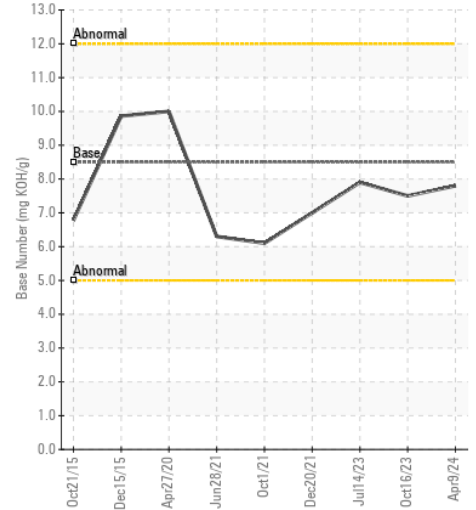
Viscosity @ 100°C



Viscosity @ 100°C



Base Number



Certificate L2367

Laboratory : WearCheck USA - 501 Madison Ave., Cary, NC 27513
Sample No. : IL0031049
Lab Number : 06151587
Unique Number : 10981665
Test Package : FLEET

Received : 17 Apr 2024
Tested : 19 Apr 2024
Diagnosed : 19 Apr 2024 - Wes Davis

IDEALISE OF ATLANTA - FULTON
 4675 BAKERS FERRY ROAD
 ATLANTA, GA
 US 30331

Contact: DAVID JOHNS
 davidjohns@idealease.com

To discuss this sample report, contact Customer Service at 1-800-237-1369.

* - Denotes test methods that are outside of the ISO 17025 scope of accreditation.

Statements of conformity to specifications are based on the simple acceptance decision rule (JCGM 106:2012)

T: (404)699-5571
 F: (404)699-7420