



WEAR	NORMAL
CONTAMINATION	NORMAL
FLUID CONDITION	NORMAL

Machine Id
3693C AUTOCAR ACX
 Component
Natural Gas Engine
 Fluid
PETRO CANADA DURON GEO LD 15W40 (42 QTS)

RECOMMENDATION

Resample at the next service interval to monitor. (Customer Sample Comment: This vehicle is a requested re-sample.)

Test	UOM	Method	Limit/Abn	Current	History1	History2
Sample Number		Client Info		GFL0117444	GFL0094696	GFL0056769
Sample Date		Client Info		15 Apr 2024	07 Oct 2023	10 May 2023
Machine Age	hrs	Client Info		21213	19491	18263
Oil Age	hrs	Client Info		0	0	1090
Filter Age	hrs	Client Info		0	0	1090
Oil Changed		Client Info		Not Changed	Changed	Changed
Filter Changed		Client Info		Not Changed	N/A	Changed
Sample Status				NORMAL	NORMAL	NORMAL

WEAR

All component wear rates are normal.

Iron	ppm	ASTM D5185m	>50	16	30	21
Chromium	ppm	ASTM D5185m	>4	2	4	5
Nickel	ppm	ASTM D5185m	>2	0	<1	2
Titanium	ppm	ASTM D5185m		0	<1	<1
Silver	ppm	ASTM D5185m	>3	0	0	0
Aluminum	ppm	ASTM D5185m	>9	2	0	5
Lead	ppm	ASTM D5185m	>30	<1	4	5
Copper	ppm	ASTM D5185m	>35	0	<1	<1
Tin	ppm	ASTM D5185m	>4	<1	<1	2
Vanadium	ppm	ASTM D5185m		0	0	<1
White Metal	scalar	*Visual	NONE	NONE	NONE	NONE
Yellow Metal	scalar	*Visual	NONE	NONE	NONE	NONE

CONTAMINATION

There is no indication of any contamination in the oil.

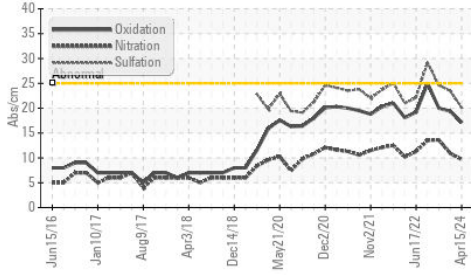
Silicon	ppm	ASTM D5185m	>+100	13	21	6
Potassium	ppm	ASTM D5185m	>20	12	3	3
Water		WC Method	>0.1	NEG	NEG	NEG
Soot %	%	*ASTM D7844		0	0	0.1
Nitration	Abs/cm	*ASTM D7624	>20	9.7	10.9	13.6
Sulfation	Abs/.1mm	*ASTM D7415	>30	20.1	23.5	24.6
Silt	scalar	*Visual	NONE	NONE	NONE	NONE
Debris	scalar	*Visual	NONE	NONE	NONE	NONE
Sand/Dirt	scalar	*Visual	NONE	NONE	NONE	NONE
Appearance	scalar	*Visual	NORML	NORML	NORML	NORML
Odor	scalar	*Visual	NORML	NORML	NORML	NORML
Emulsified Water	scalar	*Visual	>0.1	NEG	NEG	NEG

FLUID CONDITION

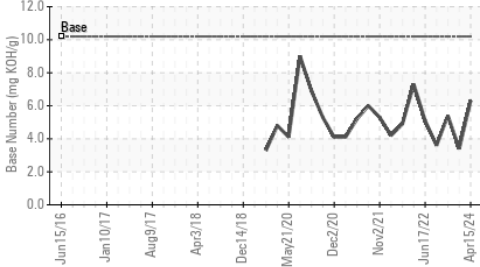
The BN result indicates that there is suitable alkalinity remaining in the oil. The condition of the oil is suitable for further service.

Sodium	ppm	ASTM D5185m		10	12	8
Boron	ppm	ASTM D5185m	50	15	5	8
Barium	ppm	ASTM D5185m	5	0	<1	0
Molybdenum	ppm	ASTM D5185m	50	51	58	59
Manganese	ppm	ASTM D5185m	0	<1	1	1
Magnesium	ppm	ASTM D5185m	560	587	564	658
Calcium	ppm	ASTM D5185m	1510	1590	1617	1819
Phosphorus	ppm	ASTM D5185m	780	771	737	891
Zinc	ppm	ASTM D5185m	870	945	995	1130
Sulfur	ppm	ASTM D5185m	2040	2681	2548	3150
Oxidation	Abs/.1mm	*ASTM D7414	>25	17.1	19.4	20.0
Base Number (BN)	mg KOH/g	ASTM D2896	10.2	6.3	3.4	5.4
Visc @ 100°C	cSt	ASTM D445	15.1	14.7	14.8	14.22

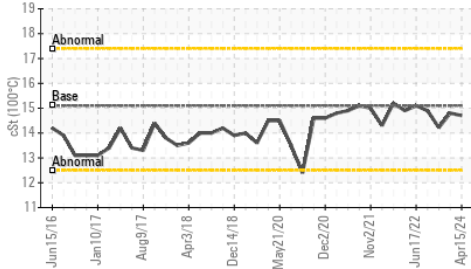
FT-IR (Direct Trend)



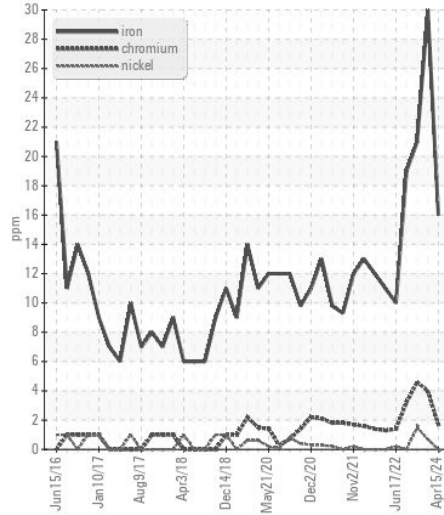
Base Number



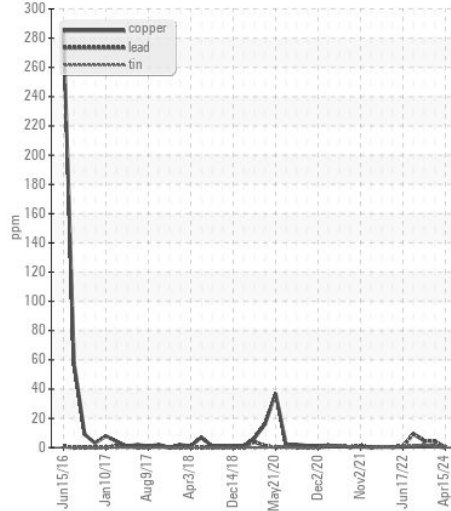
Viscosity @ 100°C



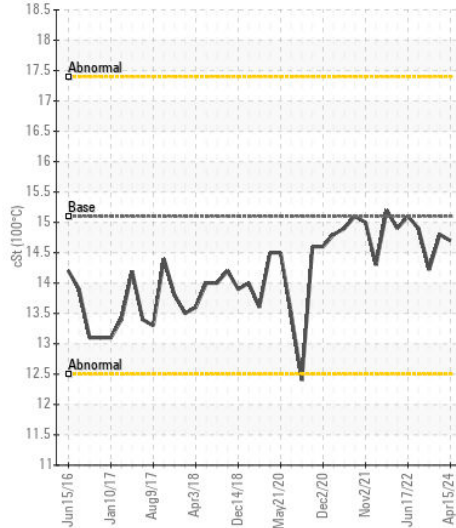
Ferrous Alloys



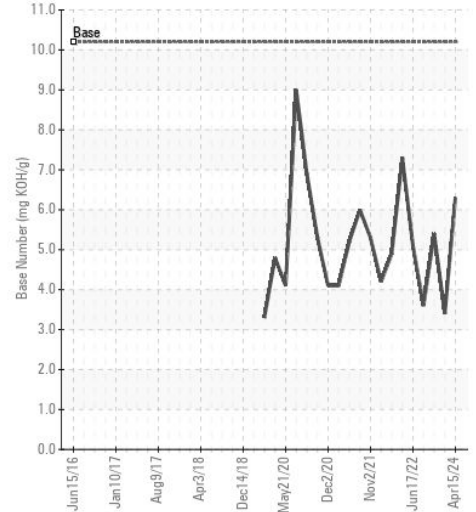
Non-ferrous Metals



Viscosity @ 100°C



Base Number



Certificate L2367

Laboratory : WearCheck USA - 501 Madison Ave., Cary, NC 27513
Sample No. : GFL0117444
Lab Number : 06151695
Unique Number : 10981773
Test Package : FLEET

Received : 17 Apr 2024
Tested : 18 Apr 2024
Diagnosed : 22 Apr 2024 - Jonathan Hester

GFL Environmental - 001 - Raleigh(CNG)
 3741 Conquest Drive
 Garner, NC
 US 27529

Contact: Craig Johnson
 craig.johnson@gflenv.com

To discuss this sample report, contact Customer Service at 1-800-237-1369.

* - Denotes test methods that are outside of the ISO 17025 scope of accreditation.

Statements of conformity to specifications are based on the simple acceptance decision rule (JCGM 106:2012)

T: (919)662-7100
 F: (919)662-7130