



# OIL ANALYSIS REPORT

WEAR	<b>NORMAL</b>
CONTAMINATION	<b>NORMAL</b>
FLUID CONDITION	<b>NORMAL</b>



Area  
**KANSAS/44/EG - LOADER**  
Machine Id  
**46.68L [KANSAS^44^EG - LOADER]**  
Component  
**Front Differential**  
Fluid  
**MOBIL MOBILTRANS HD 50 (--- GAL)**

## RECOMMENDATION

Resample at the next service interval to monitor.

Test	UOM	Method	Limit/Abn	Current	History1	History2
Sample Number		Client Info		<b>WC0918153</b>	WC0833926	WC0821598
Sample Date		Client Info		<b>09 Apr 2024</b>	18 Oct 2023	03 Oct 2023
Machine Age	hrs	Client Info		<b>10892</b>	10593	10573
Oil Age	hrs	Client Info		<b>3072</b>	7820	7820
Filter Age	hrs	Client Info		<b>0</b>	0	0
Oil Changed		Client Info		<b>Not Changd</b>	N/A	N/A
Filter Changed		Client Info		<b>None</b>	N/A	N/A
Sample Status				<b>NORMAL</b>	NORMAL	NORMAL

## WEAR

All component wear rates are normal.

Iron	ppm	ASTM D5185m	>500	<b>167</b>	85	89
Chromium	ppm	ASTM D5185m	>3	<b>2</b>	<1	<1
Nickel	ppm	ASTM D5185m	>3	<b>1</b>	0	0
Titanium	ppm	ASTM D5185m	>2	<b>1</b>	<1	<1
Silver	ppm	ASTM D5185m	>2	<b>&lt;1</b>	0	0
Aluminum	ppm	ASTM D5185m	>30	<b>3</b>	1	0
Lead	ppm	ASTM D5185m	>13	<b>1</b>	0	<1
Copper	ppm	ASTM D5185m	>103	<b>4</b>	2	2
Tin	ppm	ASTM D5185m	>5	<b>1</b>	0	0
Vanadium	ppm	ASTM D5185m		<b>&lt;1</b>	0	0
White Metal	scalar	*Visual	NONE	<b>NONE</b>	NONE	NONE
Yellow Metal	scalar	*Visual	NONE	<b>NONE</b>	NONE	NONE

## CONTAMINATION

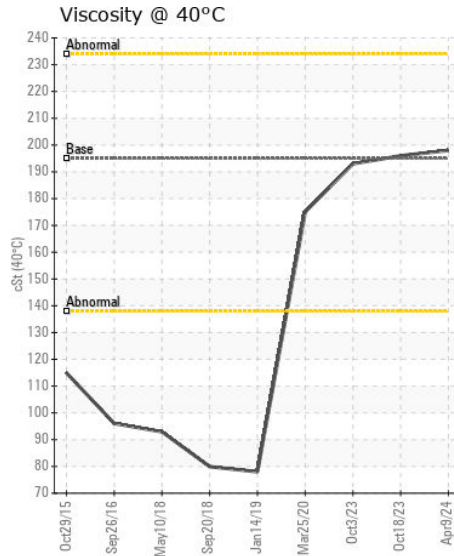
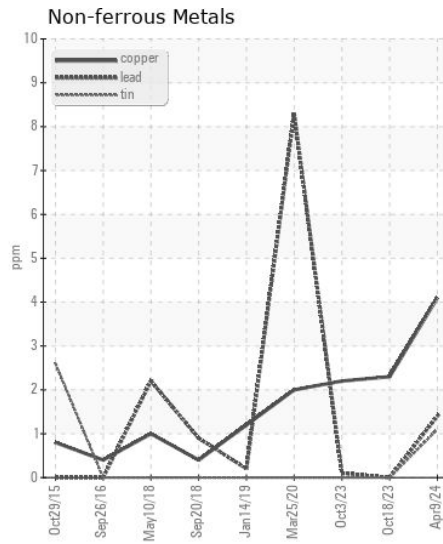
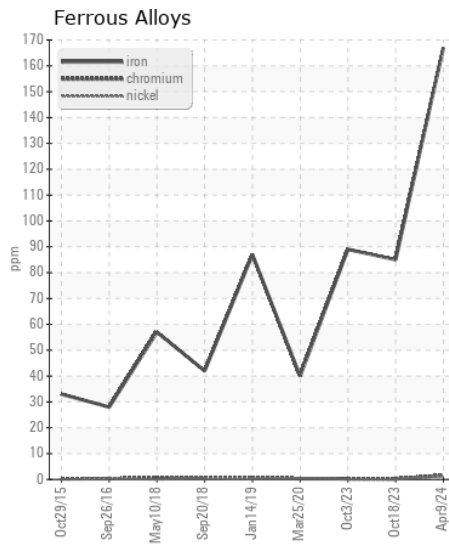
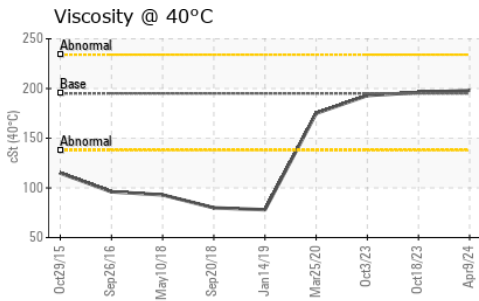
There is no indication of any contamination in the oil.

Silicon	ppm	ASTM D5185m	>100	<b>20</b>	10	11
Potassium	ppm	ASTM D5185m	>20	<b>3</b>	0	3
Water		WC Method	>.2	<b>NEG</b>	NEG	NEG
Silt	scalar	*Visual	NONE	<b>NONE</b>	NONE	NONE
Debris	scalar	*Visual	NONE	<b>NONE</b>	NONE	NONE
Sand/Dirt	scalar	*Visual	NONE	<b>NONE</b>	NONE	NONE
Appearance	scalar	*Visual	NORML	<b>NORML</b>	NORML	NORML
Odor	scalar	*Visual	NORML	<b>NORML</b>	NORML	NORML
Emulsified Water	scalar	*Visual	>.2	<b>NEG</b>	NEG	NEG

## FLUID CONDITION

The condition of the oil is acceptable for the time in service.

Sodium	ppm	ASTM D5185m		<b>4</b>	4	0
Boron	ppm	ASTM D5185m		<b>3</b>	<1	2
Barium	ppm	ASTM D5185m		<b>&lt;1</b>	0	<1
Molybdenum	ppm	ASTM D5185m		<b>6</b>	1	3
Manganese	ppm	ASTM D5185m		<b>2</b>	1	<1
Magnesium	ppm	ASTM D5185m		<b>20</b>	25	13
Calcium	ppm	ASTM D5185m		<b>4273</b>	2803	2965
Phosphorus	ppm	ASTM D5185m		<b>1688</b>	1024	1071
Zinc	ppm	ASTM D5185m		<b>1804</b>	1220	1312
Sulfur	ppm	ASTM D5185m		<b>22048</b>	11943	14792
Visc @ 40°C	cSt	ASTM D445	195	<b>198</b>	196	193



Certificate L2367

**Laboratory** : WearCheck USA - 501 Madison Ave., Cary, NC 27513  
**Sample No.** : WC0918153  
**Lab Number** : 06152401  
**Unique Number** : 10982479  
**Test Package** : CONST

**Received** : 17 Apr 2024  
**Tested** : 18 Apr 2024  
**Diagnosed** : 22 Apr 2024 - Don Baldrige

**SHERWOOD CONSTRUCTION CO INC**  
 3219 WEST MAY ST  
 WICHITA, KS  
 US 67213

Contact: JIMMY DERAMUS  
 jimmy.deramus@sherwood.net  
 T: (918)691-3306

To discuss this sample report, contact Customer Service at 1-800-237-1369.

\* - Denotes test methods that are outside of the ISO 17025 scope of accreditation.

Statements of conformity to specifications are based on the simple acceptance decision rule (JCGM 106:2012)

F: x: